

09 April 2025

Oil and Energy Market News

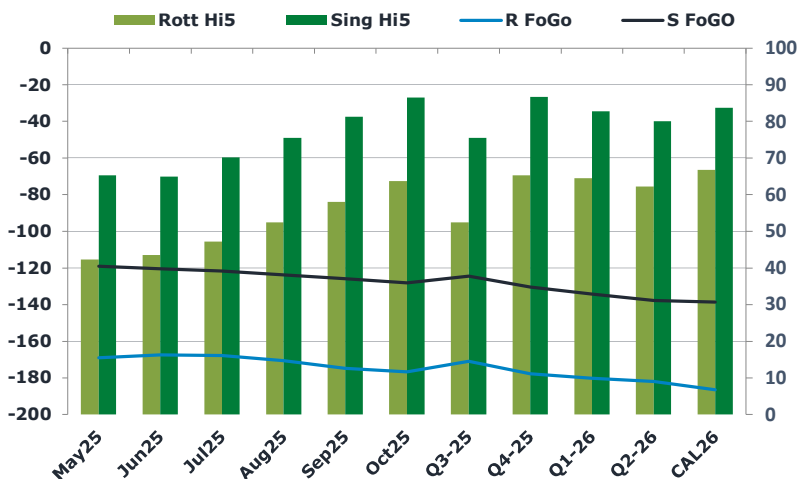
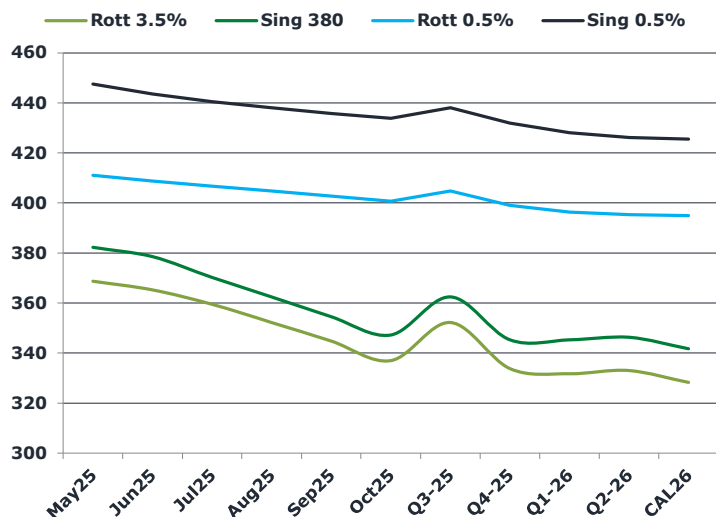
Crude prices are still falling, taking Brent front month down to a low this morning of \$60.13/bbl driven by demand risks from a global trade war as well as rising OPEC+ supply.

The actual implementation of all reciprocal tariffs at midnight EST and confirmation that an additional 50% tariff on US imports from China would be charged are weighing on prices. China has not responded yet.

Brent

60.99

	Barges 3.5 %	Sing 380cst	Rott 0.5%	Sing 0.5%	Sing Hi5
May25	368.75	382.25	411.00	447.50	65
Jun25	365.25	378.50	408.75	443.50	65
Jul25	359.50	370.25	406.75	440.50	70
Aug25	352.25	362.50	404.75	438.00	76
Sep25	344.75	354.50	402.75	435.75	81
Oct25	337.00	347.25	400.75	433.75	87
Q3-25	352.25	362.50	404.75	438.00	76
Q4-25	333.75	345.25	399.00	432.00	87
Q1-26	331.75	345.25	396.25	428.00	83
Q2-26	333.00	346.25	395.25	426.25	80
CAL26	328.25	341.75	395.00	425.50	84



Fuel Oil Market News

VLSFO structure is rallying aggressively this morning, with cracks and spreads across Sing and Rott driving upwards. May25 0.5% cracks are each up 60 cents on the day but much lower crude is keeping the flat price relatively flat to levels at which we opened.

	Rott GOFO	Sing GOFO	R FoGo	S FoGo	Rott Hi5
May25	211.16	184.41	-169.00	-119.25	42
Jun25	211.02	185.48	-167.50	-120.50	44
Jul25	215.10	192.09	-167.75	-121.75	47
Aug25	223.04	199.40	-170.50	-124.00	53
Sep25	232.67	207.25	-174.75	-126.00	58
Oct25	240.59	214.87	-176.75	-128.25	64
Q3-25	223.50	199.98	-171.00	-124.50	53
Q4-25	243.00	217.23	-177.75	-130.50	65
Q1-26	244.75	217.23	-180.25	-134.50	65
Q2-26	244.25	218.09	-182.00	-138.00	62
CAL26	253.25	222.59	-186.50	-138.75	67
CAL 26	262.75	224.30	0.00	-139.00	74

FIS

Fuel Oil Daily Morning Report

London +44 20 7090 1134 - info@freightinvestor.com | Singapore +65 6535 5189 - info@freightinvestor.asia | Shanghai +86 21 63012568

09 April 2025

TIME SPREADS FUEL

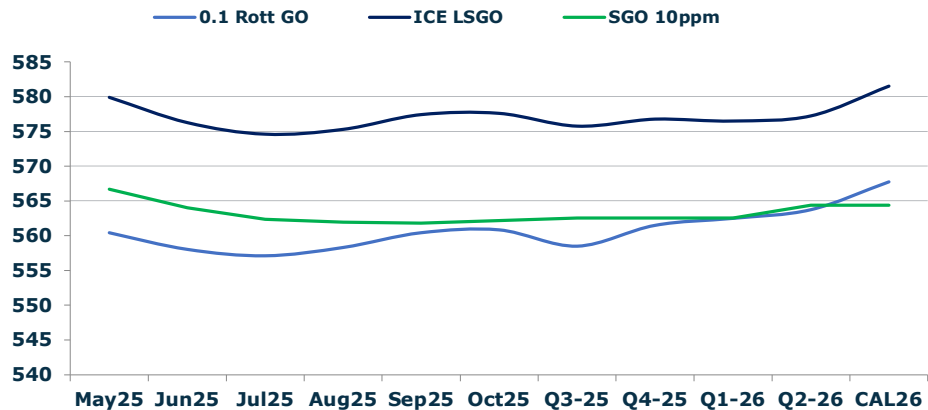
	Barges 3.5	S 380	Rott 0.5%	Sing 0.5%
May25/Jun25	3.50	3.75	2.25	4.00
Jun25/Jul25	5.75	8.25	2.00	3.00
Jul25/Aug25	7.25	7.75	2.00	2.50
Aug25/Sep25	7.50	8.00	2.00	2.25
Sep25/Oct25	7.75	7.25	2.00	2.00
Q3-25/Q4-25	18.50	17.25	5.75	6.00
Q4-25/Q1-26	2.00	17.25	2.75	6.00
Q1-26/Q2-26	-1.25	17.25	1.00	6.00
CAL26/CAL27	14.50	14.00	9.5	12.50

GASOIL CURVES

	Rott 0.1	SGO 10ppm	ICE GO
May25	560.4	566.7	579.9
Jun25	558.0	564.0	576.3
Jul25	557.1	562.3	574.6
Aug25	558.3	561.9	575.3
Sep25	560.4	561.7	577.4
Oct25	560.8	562.1	577.6
Q3-25	558.5	562.5	575.8
Q4-25	561.5	562.5	576.8
Q1-26	562.5	562.5	576.5
Q2-26	563.8	564.3	577.3
CAL26	567.8	564.3	581.5

EW SPREAD

	EW380	EW0.5%
May25	13.50	36.50
Jun25	13.25	34.75
Jul25	10.75	33.75
Aug25	10.25	33.25
Sep25	9.75	33.00
Oct25	10.25	33.00
Q3-25	10.25	33.00
Q4-25	11.50	33.00
Q1-26	13.50	32.25
Q2-26	13.25	31.75
CAL26	13.50	31.50



Contact US:

Luke Longhurst

Email: lukel@freightinvestor.com

Mobile: (+44) 7966 968761

Jessie Deng

Email: jessied@freightinvestor.com

Mobile: (+86) 13524516743

Ricky Forman

Email: rickyf@freightinvestor.com

Mobile: (+44) 7868 708719

Jarryd Smith

Email: jarryds@freightinvestor.com

Mobile: (+65) 8798 4987

Sam Twyford

Email: samt@freightinvestor.com

Mobile: (+44) 7729 118643

Min Bao

Email: minb@freightinvestor.com

Mobile: (+65) 9785 4627

Archie Smith

Email: archies@freightinvestor.com

Mobile: (+44) 7355 020663

The information provided in this communication is not intended for retail clients. It is general in nature only and does not constitute advice or an offer to sell, or the solicitation of an offer to purchase any swap or other financial instruments, nor constitute any recommendation on our part. The information has been prepared without considering your investment objectives, financial situation, or knowledge and experience. This material is not a research report and is not intended as such. FIS is not responsible for any trading decisions taken based on this communication. Trading swaps and over-the-counter derivatives, exchange-traded derivatives, and options involve substantial risk and are not suitable for all investors. You are advised to perform an independent investigation to determine whether a transaction is suitable for you. No part of this material may be copied or duplicated in any form by any means or redistributed without our prior written consent. Freight Investor Services Ltd (FIS) is authorised and regulated by the Financial Conduct Authority (FRN: 211452) and is a member of the National Futures Association ("NFA"). Freight Investor Services PTE Ltd ('FIS PTE') is a private limited company, incorporated and registered in Singapore with company number 200603922G, and has subsidiary offices in India and Shanghai. Freight Investor Solutions DMCC ('FIS DMCC') is a private limited company, incorporated and registered in Dubai with company number DMCC1225. Further information about FIS including the location of its offices can be found on our website at freightinvestorservices.com