

26 June 2025

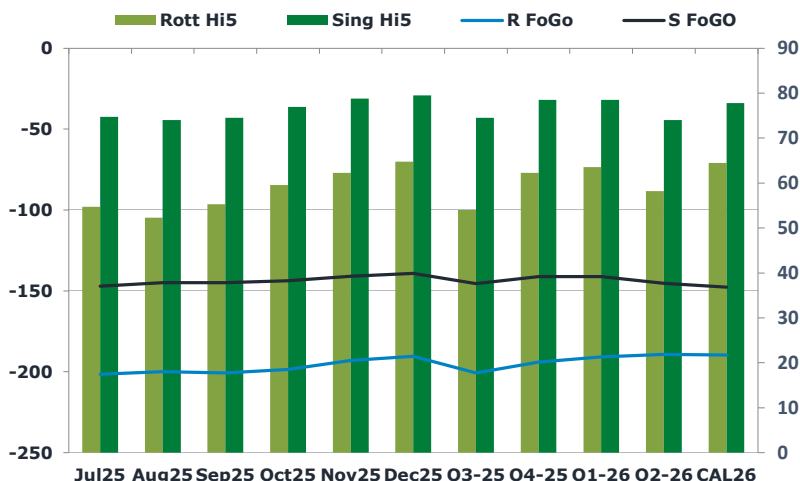
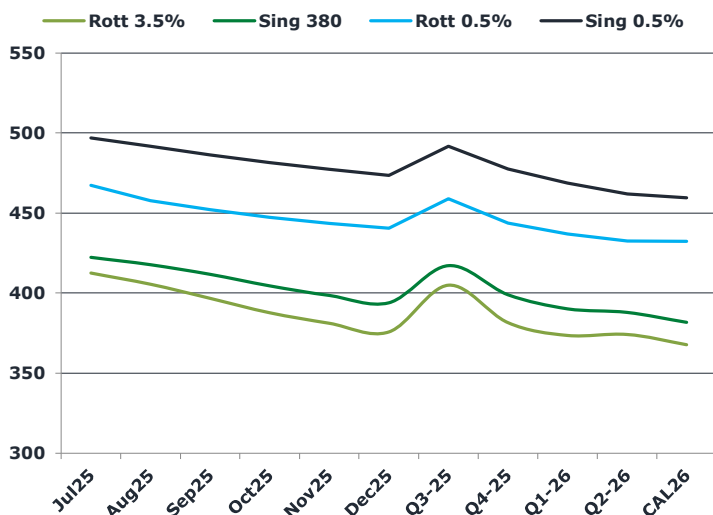
Oil and Energy Market News

Brent front-month prices are slightly higher this morning, still within yesterday's trading range, following a period of stabilization on Wednesday as the Israel-Iran ceasefire continues to hold. The prospects for easing sanctions on Iran remain dim, while the U.S. reported another substantial crude inventory drawdown. U.S. crude stocks fell for the fifth consecutive week, dropping by 5.84 million barrels for the week ending June 20—more than expected—bringing inventories to an 11-year seasonal low. Refinery utilization rebounded significantly, rising 1.5% to 94.7%. Cushing inventories also declined by 0.46 million barrels, keeping them near the lower end of the five-year seasonal range.

Brent

67.85

	Barges 3.5 %	Sing 380cst	Rott 0.5%	Sing 0.5%	Sing Hi5
Jul25	412.50	422.25	467.25	497.00	75
Aug25	405.50	417.75	457.75	491.75	74
Sep25	396.75	411.75	452.00	486.25	75
Oct25	387.75	404.50	447.25	481.50	77
Nov25	381.25	398.50	443.50	477.25	79
Dec25	375.75	394.00	440.50	473.50	80
Q3-25	405.00	417.25	459.00	491.75	75
Q4-25	381.50	399.00	443.75	477.50	79
Q1-26	373.50	390.25	437.00	468.75	79
Q2-26	374.25	388.00	432.50	462.00	74
CAL26	367.75	381.75	432.25	459.50	78



Fuel Oil Market News

Crack prices continue to strengthen this morning with focus on HSFO contracts. The July Sing 380 contract is currently up \$0.33/mt and the July Rott 3.5% contract is currently up \$0.20/bbl. Flat price is steady so far this morning, apart from some small gains on q2 CAL 26 Sing 0.5 contracts. The Mar – Apr – May 26 contracts are all up \$2.00/mt from their settlement prices respectively. Sing 380 spreads soften slightly this morning, with the July / Aug and Aug / Sep contract both down \$0.25/mt from settlement.

	Rott GOFO	Sing GOFO	R FoGo	S FoGo	Rott Hi5
Jul25	256.20	221.70	-201.50	-147.00	55
Aug25	252.32	219.04	-200.00	-145.00	52
Sep25	255.97	219.53	-200.75	-145.00	55
Oct25	257.92	220.82	-198.50	-143.75	60
Nov25	255.14	219.82	-193.00	-141.00	62
Dec25	255.35	218.66	-190.50	-139.25	65
Q3-25	254.75	220.09	-200.75	-145.50	54
Q4-25	256.25	219.77	-194.00	-141.25	62
Q1-26	254.25	219.82	-190.75	-141.25	64
Q2-26	247.50	219.27	-189.25	-145.25	58
CAL26	254.25	225.42	-189.75	-147.75	65
CAL 26	254.50	237.58	0.00	-161.00	64

FIS

Fuel Oil Daily Morning Report

London +44 20 7090 1134 - info@freightinvestor.com | Singapore +65 6535 5189 - info@freightinvestor.asia | Shanghai +86 21 63012568

26 June 2025

TIME SPREADS FUEL

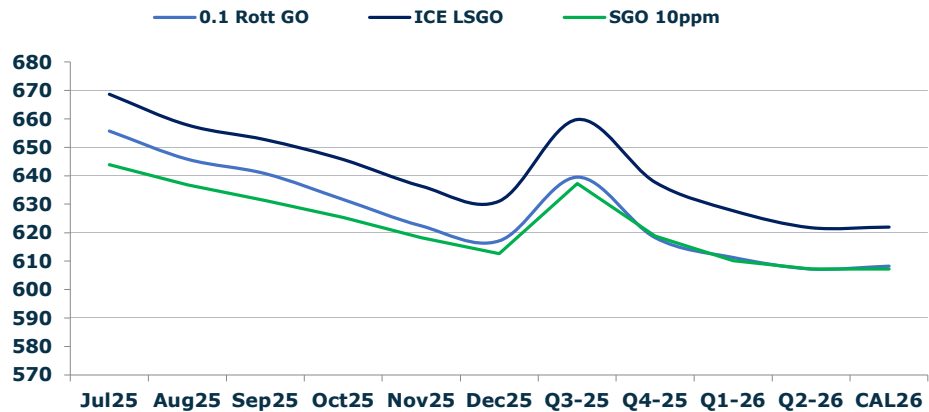
	Barges 3.5	S 380	Rott 0.5%	Sing 0.5%
Jul25/Aug25	7.00	4.50	9.50	5.25
Aug25/Sep25	8.75	6.00	5.75	5.50
Sep25/Oct25	9.00	7.25	4.75	4.75
Oct25/Nov25	6.50	6.00	3.75	4.25
Nov25/Dec25	5.50	4.50	3.00	3.75
Q3-25/Q4-25	23.50	18.25	15.25	14.25
Q4-25/Q1-26	8.00	18.25	6.75	14.25
Q1-26/Q2-26	-0.75	18.25	4.50	14.25
CAL26/CAL27	9.25	10.50	9.0	11.75

GASOIL CURVES

	Rott 0.1	SGO 10ppm	ICE GO
Jul25	655.7	643.9	668.7
Aug25	645.8	636.8	657.8
Sep25	640.7	631.3	652.7
Oct25	631.7	625.3	645.7
Nov25	622.4	618.3	636.4
Dec25	617.1	612.7	631.1
Q3-25	639.5	637.3	659.8
Q4-25	618.3	618.8	637.8
Q1-26	611.3	610.1	627.8
Q2-26	607.3	607.3	621.8
CAL26	608.3	607.2	622.0

EW SPREAD

	EW380	EW0.5%
Jul25	9.75	29.75
Aug25	12.25	34.00
Sep25	15.00	34.25
Oct25	16.75	34.25
Nov25	17.25	33.75
Dec25	18.25	33.00
Q3-25	12.25	32.25
Q4-25	17.50	31.75
Q1-26	16.75	31.25
Q2-26	13.75	30.25
CAL26	14.25	29.25



Contact US:

Luke Longhurst
Email: lukel@freightinvestor.com
Mobile: (+44) 7966 968761

Jessie Deng
Email: jessied@freightinvestor.com
Mobile: (+86) 13524516743

Ricky Forman
Email: rickyf@freightinvestor.com
Mobile: (+44) 7868 708719

Jarryd Smith
Email: jarryds@freightinvestor.com
Mobile: (+65) 8798 4987

Sam Twyford
Email: samt@freightinvestor.com
Mobile: (+44) 7729 118643

Min Bao
Email: minb@freightinvestor.com
Mobile: (+65) 9785 4627

Archie Smith
Email: archies@freightinvestor.com
Mobile: (+44) 7355 020663

The information provided in this communication is not intended for retail clients. It is general in nature only and does not constitute advice or an offer to sell, or the solicitation of an offer to purchase any swap or other financial instruments, nor constitute any recommendation on our part. The information has been prepared without considering your investment objectives, financial situation, or knowledge and experience. This material is not a research report and is not intended as such. FIS is not responsible for any trading decisions taken based on this communication. Trading swaps and over-the-counter derivatives, exchange-traded derivatives, and options involve substantial risk and are not suitable for all investors. You are advised to perform an independent investigation to determine whether a transaction is suitable for you. No part of this material may be copied or duplicated in any form by any means or redistributed without our prior written consent. Freight Investor Services Ltd (FIS) is authorised and regulated by the Financial Conduct Authority (FRN: 211452) and is a member of the National Futures Association ("NFA"). Freight Investor Services PTE Ltd ('FIS PTE') is a private limited company, incorporated and registered in Singapore with company number 200603922G, and has subsidiary offices in India and Shanghai. Freight Investor Solutions DMCC ('FIS DMCC') is a private limited company, incorporated and registered in Dubai with company number DMCC1225. Further information about FIS including the location of its offices can be found on our website at freightinvestorservices.com