

14 July 2025

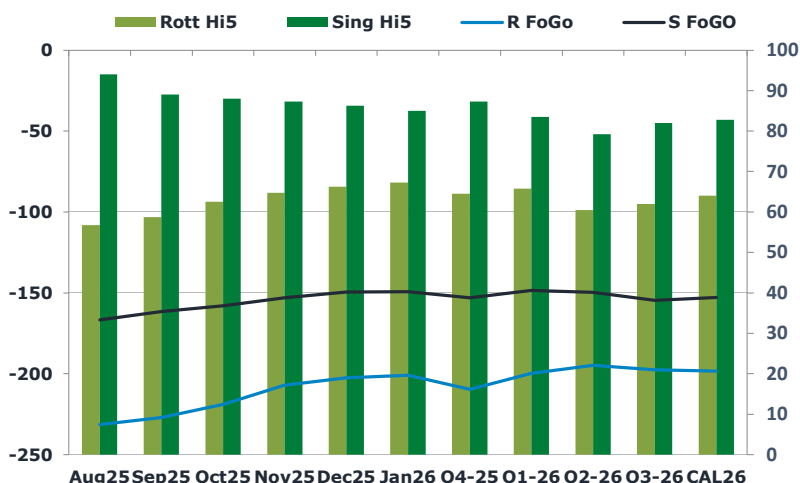
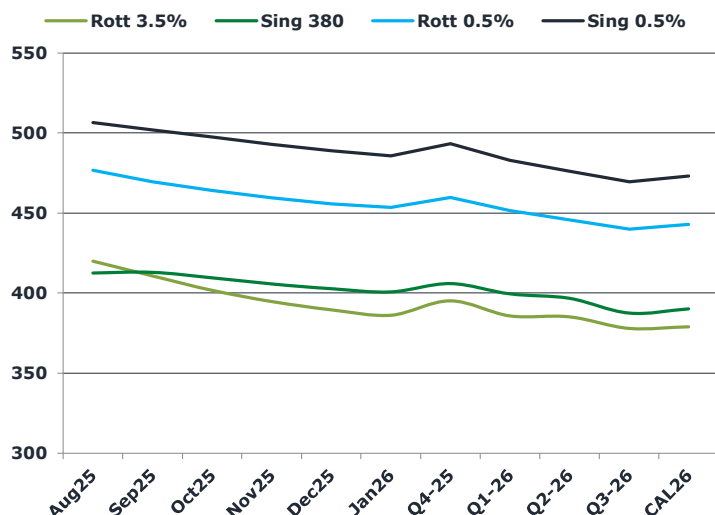
## Oil and Energy Market News

Oil markets remain stable on Monday as traders weigh the possibility of new sanctions on Russia, ongoing tariff uncertainty, and rising Saudi production. Brent SEP 25: +0.70% from London Open. Last week, Donald Trump announced plans to deliver a "major statement" on Russia this Monday, following months of stalled efforts to broker a Ukraine peace agreement. The nature and impact of the upcoming statement remain uncertain. Meanwhile, Trump intensified trade tensions on Friday, threatening to impose 30% tariffs on imports from the European Union and Mexico starting August 1st. Canada could face a 35% rate, with other countries, including Brazil and Algeria also potentially targeted.

## Brent

70.82

	Barges 3.5 %	Sing 380cst	Rott 0.5%	Sing 0.5%	Sing Hi5
Aug25	420.00	412.50	476.75	506.50	94
Sep25	410.75	413.00	469.50	502.00	89
Oct25	401.75	409.50	464.25	497.50	88
Nov25	394.75	405.75	459.50	493.00	87
Dec25	389.50	402.75	455.75	489.00	86
Jan26	386.25	400.75	453.50	485.75	85
Q4-25	395.25	406.00	459.75	493.25	87
Q1-26	385.75	399.50	451.50	483.00	84
Q2-26	385.25	396.75	445.75	476.00	79
Q3-26	378.00	387.50	440.00	469.50	82
CAL26	379.00	390.25	443.00	473.00	83



## Fuel Oil Market News

This morning, we have seen crack prices weaken across the board, with focus on HSFO products. The Aug Sing 380 crack is currently down \$1.00/mt from settlement and the Aug Sing 0.5% crack is down \$0.23/bbl from settlement. On a higher Brent, we have seen VLSFO flat price tick up, whilst HSFO flat price lowers, weighed down by heavy crack losses. The Aug Sing 0.5% contract is up \$3.00/mt and the Aug Sing 380 contract is currently down \$4.00/mt. The focus this morning aims towards Sing 380 spread prices, we have seen the Aug / Sep contract trade at \$-1.50/mt, down \$2.75/mt from settlement, we have seen a slight rebound post Sing window now trading at \$-0.50/mt.

	Rott GOFO	Sing GOFO	R FoGo	S FoGo	Rott Hi5
Aug25	288.30	260.80	-231.50	-166.75	57
Sep25	285.71	250.61	-227.00	-161.50	59
Oct25	281.51	245.92	-219.00	-158.00	63
Nov25	271.74	240.28	-207.00	-153.00	65
Dec25	268.71	235.76	-202.50	-149.50	66
Jan26	268.14	234.18	-201.00	-149.25	67
Q4-25	274.00	240.29	-209.50	-153.00	65
Q1-26	265.50	231.89	-199.75	-148.50	66
Q2-26	255.25	229.05	-194.75	-149.75	61
Q3-26	259.50	236.44	-197.50	-154.50	62
CAL26	262.25	235.55	-198.25	-152.75	64
CAL 26	261.75	249.03	0.00	-167.25	62



# Fuel Oil Daily Morning Report

London +44 20 7090 1134 - info@freightinvestor.com | Singapore +65 6535 5189 - info@freightinvestor.asia | Shanghai +86 21 63012568

14 July 2025

## TIME SPREADS FUEL

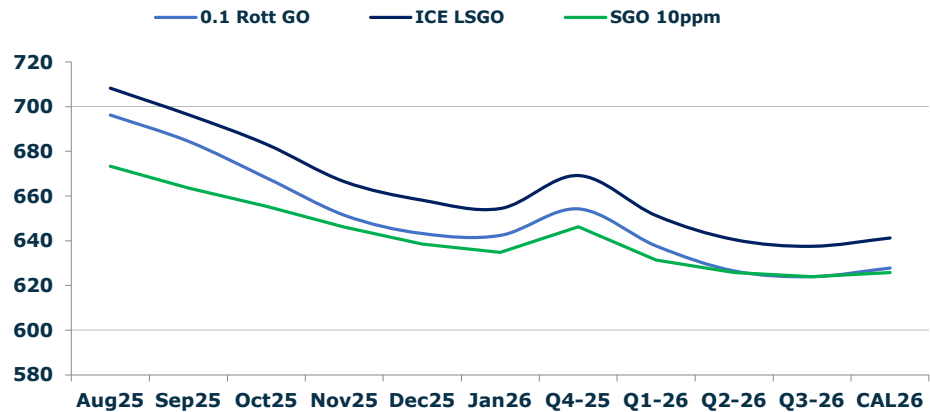
	Barges 3.5	S 380	Rott 0.5%	Sing 0.5%
Aug25/Sep25	9.25	-0.50	7.25	4.50
Sep25/Oct25	9.00	3.50	5.25	4.50
Oct25/Nov25	7.00	3.75	4.75	4.50
Nov25/Dec25	5.25	3.00	3.75	4.00
Dec25/Jan26	3.25	2.00	2.25	3.25
Q4-25/Q1-26	9.50	6.50	8.25	10.25
Q1-26/Q2-26	0.50	6.50	5.75	10.25
Q2-26/Q3-26	7.25	6.50	5.75	10.25
CAL26/CAL27	10.75	11.75	11.3	12.75

## GASOIL CURVES

	Rott 0.1	SGO 10ppm	ICE GO
Aug25	696.3	673.3	708.3
Sep25	684.5	663.6	696.5
Oct25	668.3	655.4	683.3
Nov25	651.5	646.0	666.5
Dec25	643.2	638.5	658.2
Jan26	642.4	634.9	654.4
Q4-25	654.3	646.3	669.3
Q1-26	637.8	631.4	651.3
Q2-26	626.5	625.8	640.5
Q3-26	624.0	623.9	637.5
CAL26	627.8	625.8	641.3

## EW SPREAD

	EW380	EW0.5%
Aug25	-7.50	29.75
Sep25	2.25	32.50
Oct25	7.75	33.25
Nov25	11.00	33.50
Dec25	13.25	33.25
Jan26	14.50	32.25
Q4-25	10.75	31.50
Q1-26	13.75	31.00
Q2-26	11.50	30.75
Q3-26	9.50	30.25
CAL26	10.00	29.75



## Contact US:

**Luke Longhurst**

**Email:** lukel@freightinvestor.com

**Mobile:** (+44) 7966 968761

**Jessie Deng**

**Email:** jessied@freightinvestor.com

**Mobile:** (+86) 13524516743

**Ricky Forman**

**Email:** rickyf@freightinvestor.com

**Mobile:** (+44) 7868 708719

**Jarryd Smith**

**Email:** jarryds@freightinvestor.com

**Mobile:** (+65) 8798 4987

**Sam Twyford**

**Email:** samt@freightinvestor.com

**Mobile:** (+44) 7729 118643

**Min Bao**

**Email:** minb@freightinvestor.com

**Mobile:** (+65) 9785 4627

**Archie Smith**

**Email:** archies@freightinvestor.com

**Mobile:** (+44) 7355 020663

The information provided in this communication is not intended for retail clients. It is general in nature only and does not constitute advice or an offer to sell, or the solicitation of an offer to purchase any swap or other financial instruments, nor constitute any recommendation on our part. The information has been prepared without considering your investment objectives, financial situation, or knowledge and experience. This material is not a research report and is not intended as such. FIS is not responsible for any trading decisions taken based on this communication. Trading swaps and over-the-counter derivatives, exchange-traded derivatives, and options involve substantial risk and are not suitable for all investors. You are advised to perform an independent investigation to determine whether a transaction is suitable for you. No part of this material may be copied or duplicated in any form by any means or redistributed without our prior written consent. Freight Investor Services Ltd (FIS) is authorised and regulated by the Financial Conduct Authority (FRN: 211452) and is a member of the National Futures Association ("NFA"). Freight Investor Services PTE Ltd ('FIS PTE') is a private limited company, incorporated and registered in Singapore with company number 200603922G, and has subsidiary offices in India and Shanghai. Freight Investor Solutions DMCC ('FIS DMCC') is a private limited company, incorporated and registered in Dubai with company number DMCC1225. Further information about FIS including the location of its offices can be found on our website at freightinvestorservices.com