



London Iron Ore Market Report

London +44 (0) 20 7090 1120 - info@freightinvestor.com | Singapore +65 6535 5189 - info@freightinvestor.asia

10 July 2025

The London afternoon session opened at \$99.15, before falling to a session low of \$99.05, then rising to a high of \$99.40, and closing at \$99.20. Activity in out rights was limited, with most trading done in smalls. Exceptions included November, which traded in multiple 50kt clips, and a single 50kt trade in September. Spreads saw more liquidity further down the curve. Sep/Q2 traded at \$2.80 in 300/100kt, while Q4/Q1 traded at \$1.05 totalling 50kt. In prompt spreads, Aug/Sep widened into contango from parity earlier in the day, trading at -\$0.05 in 42kt.

INDEX	Price	Change	MTD
Platts IO 62%	\$98.55	\$3.25	\$95.53

INDEX	Price	Change	MTD
MB IO 65%	\$113.00	\$3.20	\$108.17

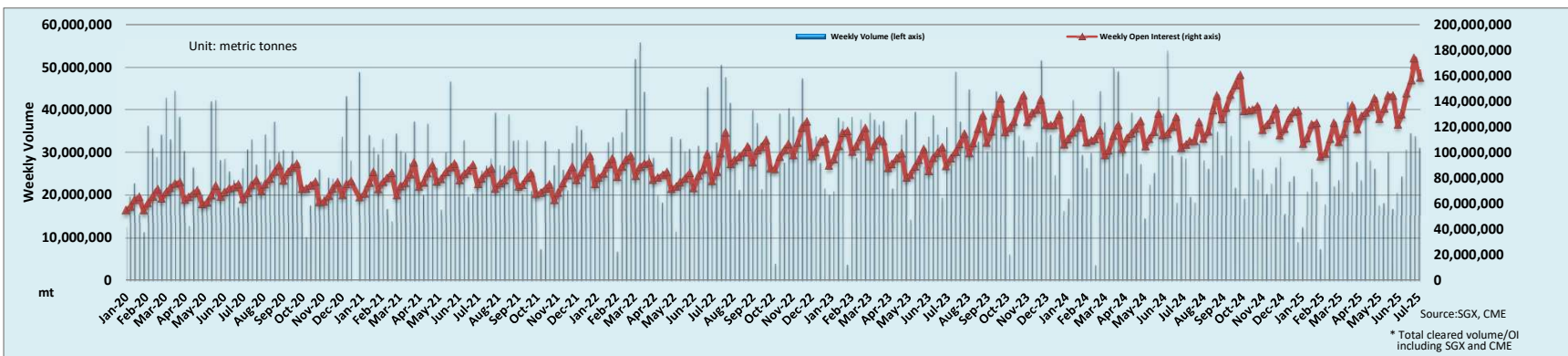
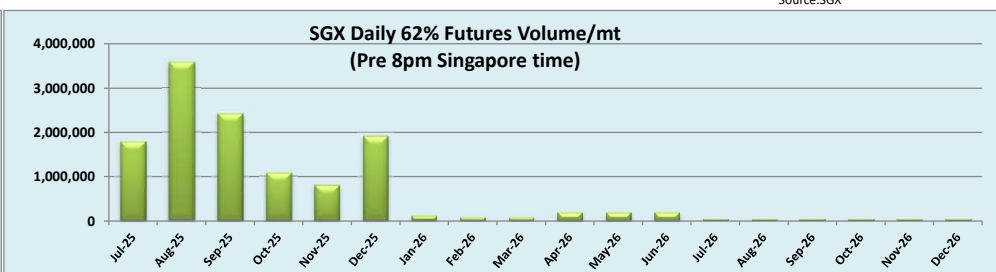
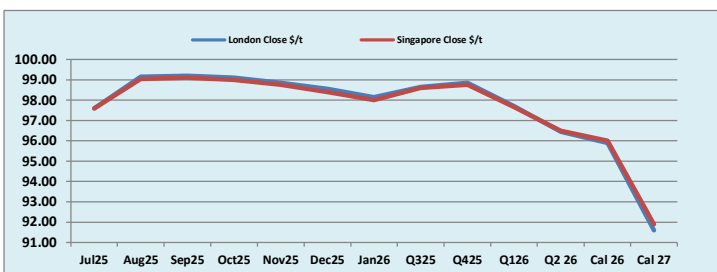
INDEX	Price	Change	MTD
Platts Lump Prem	\$0.1680	\$0.0000	\$0.1652

Iron Ore 62% Futures	Jul 25	Aug 25	Sep 25	Oct 25	Nov 25	Dec 25	Jan 26	Q3 25	Q4 25	Q1 26	Q2 26	Cal 26	Cal 27
London Close \$/t	97.60	99.15	99.20	99.10	98.85	98.55	98.15	98.65	98.85	97.70	96.45	95.90	91.60
Singapore Close \$/t	97.60	99.05	99.10	99.00	98.75	98.40	98.00	98.60	98.75	97.65	96.50	96.00	91.90
Change	+0.00%	+0.10%	+0.10%	+0.10%	+0.10%	+0.15%	+0.15%	+0.05%	+0.10%	+0.05%	-0.05%	-0.10%	-0.33%

IO 62% Spreads	Jul/ Aug	Aug/ Sep	Sep/ Oct	Oct/ Nov	Nov/ Dec	Dec/ Jan	Q3/ Q4	Q4/ Q1	Q1/ Q2 26	Cal 26/Cal 27
London Close \$/t	-1.55	-0.05	0.10	0.25	0.30	0.40	-0.20	1.15	1.25	4.30
Singapore Close \$/t	-1.45	-0.05	0.10	0.25	0.35	0.40	-0.15	1.10	1.15	4.10
Change	-0.10	0.00	0.00	0.00	-0.05	0.00	-0.05	0.05	0.10	0.20

T Session	SGX Volume /mt
Futures 62%	12,772,800
Options	4,550,000
Total	17,322,800

Source:SGX



Source:SGX, CME
* Total cleared volume/OI including SGX and CME

Disclaimer: The information provided in this communication is not intended for retail clients. It is general in nature only and does not constitute advice or an offer to sell, or the solicitation of an offer to purchase any swap or other financial instruments, nor constitute any recommendation on our part. The information has been prepared without considering your investment objectives, financial situation, or knowledge and experience. This material is not a research report and is not intended as such. FIS is not responsible for any trading decisions taken based on this communication. Trading swaps and over-the-counter derivatives, exchange-traded derivatives, and options involve substantial risk and are not suitable for all investors. You are advised to perform an independent investigation to determine whether a transaction is suitable for you. No part of this material may be copied or duplicated in any form by any means or redistributed without our prior written consent. Freight Investor Services Ltd (FIS) is authorised and regulated by the Financial Conduct Authority (FRN: 211452) and is a member of the National Futures Association ("NFA"). Freight Investor Services PTE Ltd ("FIS PTE") is a private limited company, incorporated and registered in Singapore with company number 200603922G, and has subsidiary offices in India and Shanghai. Freight Investor Solutions DMCC ("FIS DMCC") is a private limited company, incorporated and registered in Dubai with company number DMCC1225. Further information about FIS including the location of its offices can be found on our website at www.freightinvestorservices.com