



London Iron Ore Market Report

London +44 (0) 20 7090 1120 - info@freightinvestor.com | Singapore +65 6535 5189 - info@freightinvestor.asia

17 July 2025

The London afternoon session opened at \$101.25, which was also the low of the session. It then climbed to a high of \$102.45 before closing at \$102.05. Spreads took a hit during the session, widening significantly. Aug/Sep moved from trading at -\$0.15 earlier in the day to trading at par in multiple clips, including a 150kt clip. Sep/Oct and Oct/Nov followed suit, widening from \$0.20 to \$0.40 and \$0.30 to \$0.40, respectively. Sep/Dec was also seen trading at \$1.35 in 80kt, and Oct/Dec traded at par in 50kt. Spreads also widened further down the curve. For instance, Q4/Q1 was seen trading at \$1.40 in two clips of 10kt and 5kt, compared to \$1.20 in the morning session. Q1/Q2 also widened during the session, moving from \$1.45 in 20kt to \$1.60 in 10kt. Q4/Cal 26 traded in two clips of 40/10kt and 20/5kt, in the range of \$3.80 to \$3.90—earlier in the day, it was marked at \$3.60. Moreover, Q2/Q4 traded at \$3.00 in 10kt, and Cal 27 traded at \$97.00 in 2.5kt.

INDEX	Price	Change	MTD
Platts IO 62%	\$100.25	\$1.15	\$96.82

INDEX	Price	Change	MTD
MB IO 65%	\$115.37	\$1.00	\$110.49

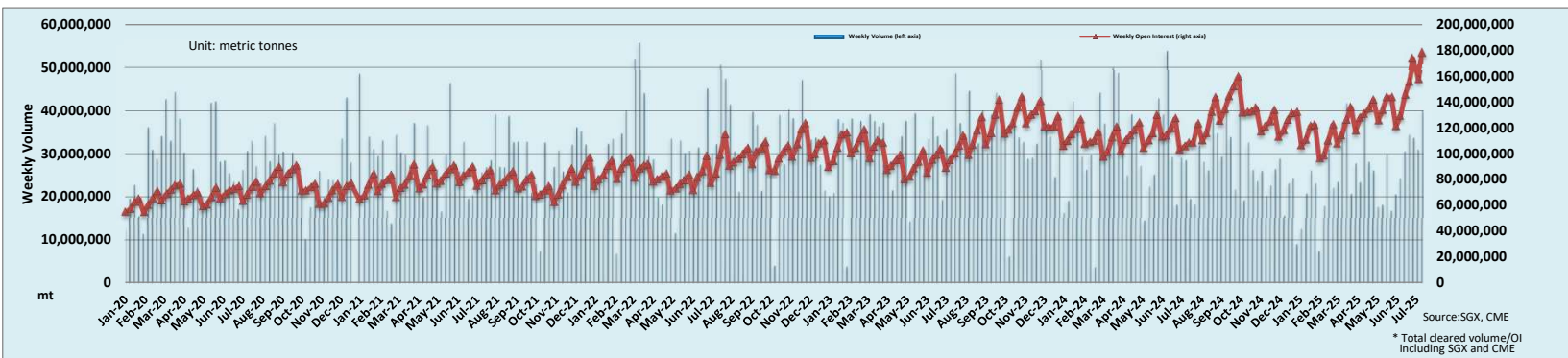
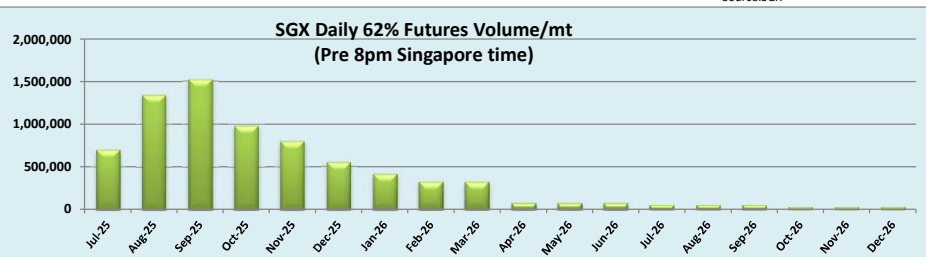
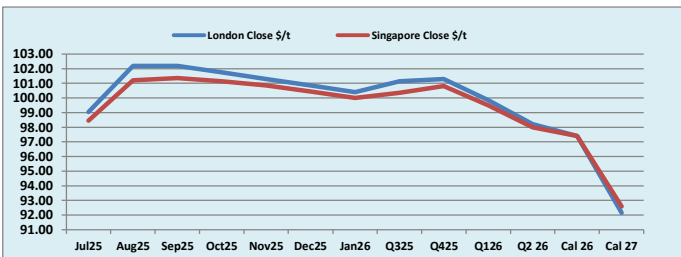
INDEX	Price	Change	MTD
Platts Lump Prem	\$0.1700	\$0.0010	\$0.1666

Iron Ore 62% Futures	Jul 25	Aug 25	Sep 25	Oct 25	Nov 25	Dec 25	Jan 26	Q3 25	Q4 25	Q1 26	Q2 26	Cal 26	Cal 27
London Close \$/t	99.05	102.20	102.20	101.75	101.30	100.85	100.40	101.15	101.30	99.85	98.20	97.40	92.15
Singapore Close \$/t	98.45	101.20	101.35	101.15	100.85	100.45	100.00	100.35	100.80	99.50	98.00	97.40	92.60
Change	+0.61%	+0.99%	+0.84%	+0.59%	+0.45%	+0.40%	+0.40%	+0.80%	+0.50%	+0.35%	+0.20%	+0.00%	-0.49%

IO 62% Spreads	Jul/ Aug	Aug/ Sep	Sep/ Oct	Oct/ Nov	Nov/ Dec	Dec/ Jan	Q3/ Q4	Q4/ Q1	Q1/ Q2 26	Cal 26/Cal 27
London Close \$/t	-3.15	0.00	0.45	0.45	0.45	0.45	-0.15	1.45	1.65	5.25
Singapore Close \$/t	-2.75	-0.15	0.20	0.30	0.40	0.45	-0.45	1.30	1.50	4.80
Change	-0.40	0.15	0.25	0.15	0.05	0.00	0.30	0.15	0.15	0.45

T Session	SGX Volume /mt
Futures 62%	7,421,300
Options	7,035,000
Total	14,456,300

Source:SGX



Source:SGX, CME
* Total cleared volume/OI including SGX and CME

Disclaimer: The information provided in this communication is not intended for retail clients. It is general in nature only and does not constitute advice or an offer to sell, or the solicitation of an offer to purchase any swap or other financial instruments, nor constitute any recommendation on our part. The information has been prepared without considering your investment objectives, financial situation, or knowledge and experience. This material is not a research report and is not intended as such. FIS is not responsible for any trading decisions taken based on this communication. Trading swaps and over-the-counter derivatives, exchange-traded derivatives, and options involve substantial risk and are not suitable for all investors. You are advised to perform an independent investigation to determine whether a transaction is suitable for you. No part of this material may be copied or duplicated in any form by any means or redistributed without our prior written consent. Freight Investor Services Ltd (FIS) is authorised and regulated by the Financial Conduct Authority (FRN: 211452) and is a member of the National Futures Association ("NFA"). Freight Investor Services PTE Ltd ('FIS PTE') is a private limited company, incorporated and registered in Singapore with company number 200603922G, and has subsidiary offices in India and Shanghai. Freight Investor Solutions DMCC ('FIS DMCC') is a private limited company, incorporated and registered in Dubai with company number DMCC1225. Further information about FIS including the location of its offices can be found on our website at www.freightinvestorservices.com