

11 August 2025

Oil and Energy Market News

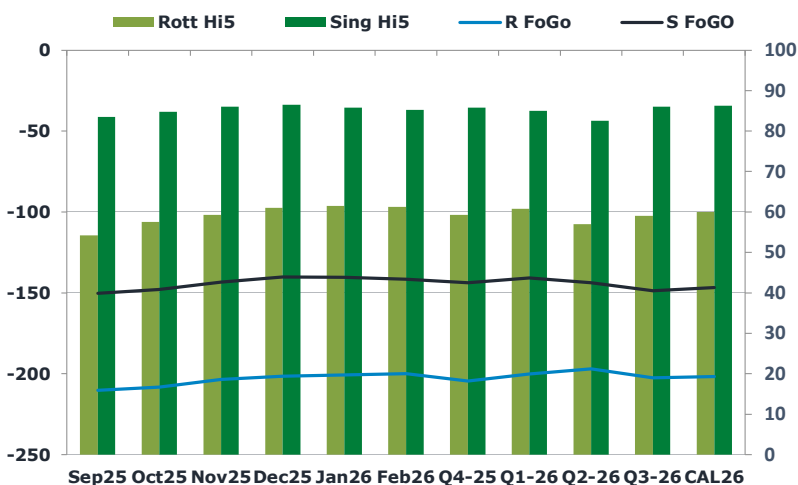
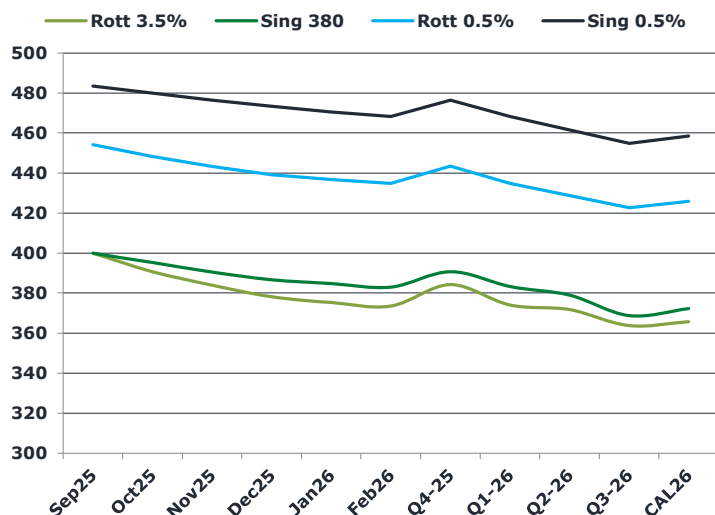
Crude prices are very marginally lower as the market reacts to news of a planned meeting between Presidents Putin and Trump, which raises the possibility of a ceasefire or peace deal in Ukraine. The decline is further pressured by a stronger dollar, while oversupply concerns persist. With talks underway, additional sanctions on Russia appear unlikely.

Presidents Trump and Putin are set to meet Friday in Alaska to discuss Ukraine, easing concerns over potential disruptions to future Russian oil supply.

Brent

66.59

	Barges 3.5 %	Sing 380cst	Rott 0.5%	Sing 0.5%	Sing Hi5
Sep25	400.00	400.00	454.25	483.50	84
Oct25	390.75	395.25	448.25	480.00	85
Nov25	384.00	390.50	443.25	476.50	86
Dec25	378.25	386.75	439.25	473.25	87
Jan26	375.25	384.75	436.75	470.50	86
Feb26	373.50	383.00	434.75	468.25	85
Q4-25	384.25	390.75	443.50	476.50	86
Q1-26	374.00	383.25	434.75	468.25	85
Q2-26	371.75	379.00	428.75	461.50	83
Q3-26	363.75	368.75	422.75	454.75	86
CAL26	365.75	372.25	425.75	458.50	86



Fuel Oil Market News

VLSFO cracks are flat on the day, and so with only a small downtick in Brent, front end flat price is fairly steady.

Singapore spreads didn't change much from this morning, in both the HSFO and VLSFO complexes, with the front contacts off 50 cents. Volumes here were much thinner today.

	Rott GOFO	Sing GOFO	R FoGo	S FoGo	Rott Hi5
Sep25	264.56	233.81	-210.25	-150.25	54
Oct25	265.84	232.52	-208.25	-147.75	58
Nov25	262.80	229.52	-203.50	-143.50	59
Dec25	262.49	226.64	-201.50	-140.25	61
Jan26	262.25	226.33	-200.75	-140.50	62
Feb26	261.23	226.67	-200.00	-141.50	61
Q4-25	263.75	229.46	-204.50	-143.75	59
Q1-26	261.00	225.79	-200.25	-140.75	61
Q2-26	254.00	226.31	-197.00	-143.75	57
Q3-26	261.50	234.70	-202.50	-148.75	59
CAL26	261.75	233.06	-201.75	-146.75	60
CAL 26	264.75	249.77	0.00	-163.75	62

11 August 2025

TIME SPREADS FUEL

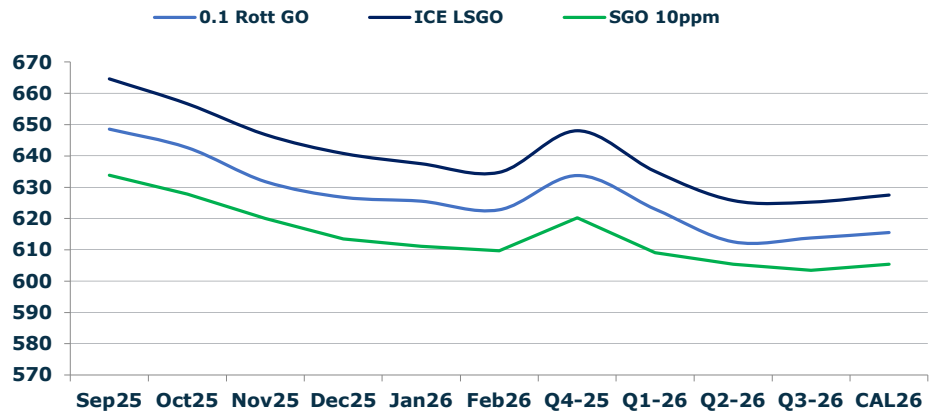
	Barges 3.5	S 380	Rott 0.5%	Sing 0.5%
Sep25/Oct25	9.25	4.75	6.00	3.50
Oct25/Nov25	6.75	4.75	5.00	3.50
Nov25/Dec25	5.75	3.75	4.00	3.25
Dec25/Jan26	3.00	2.00	2.50	2.75
Jan26/Feb26	1.75	1.75	2.00	2.25
Q4-25/Q1-26	10.25	7.50	8.75	8.25
Q1-26/Q2-26	2.25	7.50	6.00	8.25
Q2-26/Q3-26	8.00	7.50	6.00	8.25
CAL26/CAL27	15.25	16.00	12.3	16.25

GASOIL CURVES

	Rott 0.1	SGO 10ppm	ICE GO
Sep25	648.6	633.8	664.6
Oct25	642.6	627.8	656.6
Nov25	631.8	620.0	646.8
Dec25	626.7	613.4	640.7
Jan26	625.5	611.1	637.5
Feb26	622.7	609.7	634.7
Q4-25	633.8	620.2	648.0
Q1-26	623.0	609.0	635.0
Q2-26	612.5	605.3	625.8
Q3-26	613.8	603.5	625.3
CAL26	615.5	605.3	627.5

EW SPREAD

	EW380	EW0.5%
Sep25	0.00	29.25
Oct25	4.50	31.75
Nov25	6.50	33.25
Dec25	8.50	34.00
Jan26	9.50	33.75
Feb26	9.50	33.50
Q4-25	6.50	33.25
Q1-26	9.25	33.00
Q2-26	7.25	32.75
Q3-26	5.00	32.50
CAL26	7.00	32.25



Contact US:

Luke Longhurst

Email: lukel@freightinvestor.com

Mobile: (+44) 7966 968761

Jessie Deng

Email: jessied@freightinvestor.com

Mobile: (+86) 13524516743

Ricky Forman

Email: rickyf@freightinvestor.com

Mobile: (+44) 7868 708719

Oliver Fuller

Email: oliverf@freightinvestor.com

Mobile: (+44) 7709 840844

Sam Twyford

Email: samt@freightinvestor.com

Mobile: (+44) 7729 118643

Min Bao

Email: minb@freightinvestor.com

Mobile: (+65) 9785 4627

Archie Smith

Email: archies@freightinvestor.com

Mobile: (+44) 7355 020663

The information provided in this communication is not intended for retail clients. It is general in nature only and does not constitute advice or an offer to sell, or the solicitation of an offer to purchase any swap or other financial instruments, nor constitute any recommendation on our part. The information has been prepared without considering your investment objectives, financial situation, or knowledge and experience. This material is not a research report and is not intended as such. FIS is not responsible for any trading decisions taken based on this communication. Trading swaps and over-the-counter derivatives, exchange-traded derivatives, and options involve substantial risk and are not suitable for all investors. You are advised to perform an independent investigation to determine whether a transaction is suitable for you. No part of this material may be copied or duplicated in any form by any means or redistributed without our prior written consent. Freight Investor Services Ltd (FIS) is authorised and regulated by the Financial Conduct Authority (FRN: 211452) and is a member of the National Futures Association ("NFA"). Freight Investor Services PTE Ltd ('FIS PTE') is a private limited company, incorporated and registered in Singapore with company number 200603922G, and has subsidiary offices in India and Shanghai. Freight Investor Solutions DMCC ('FIS DMCC') is a private limited company, incorporated and registered in Dubai with company number DMCC1225. Further information about FIS including the location of its offices can be found on our website at freightinvestorservices.com