

14 August 2025

Oil and Energy Market News

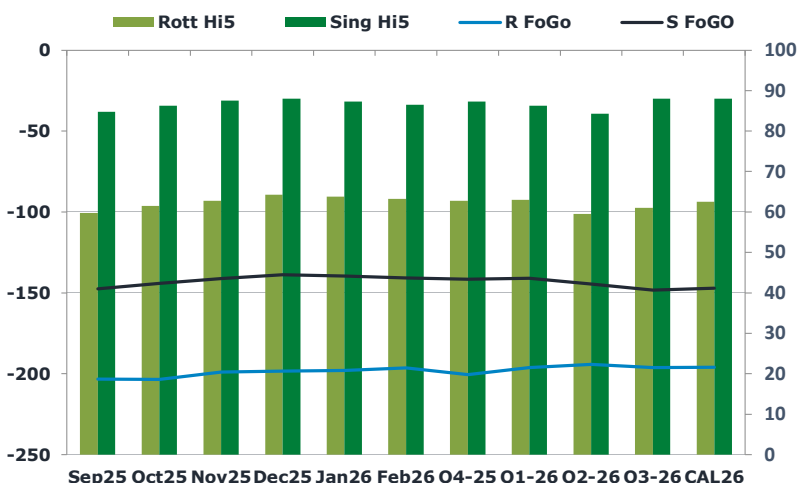
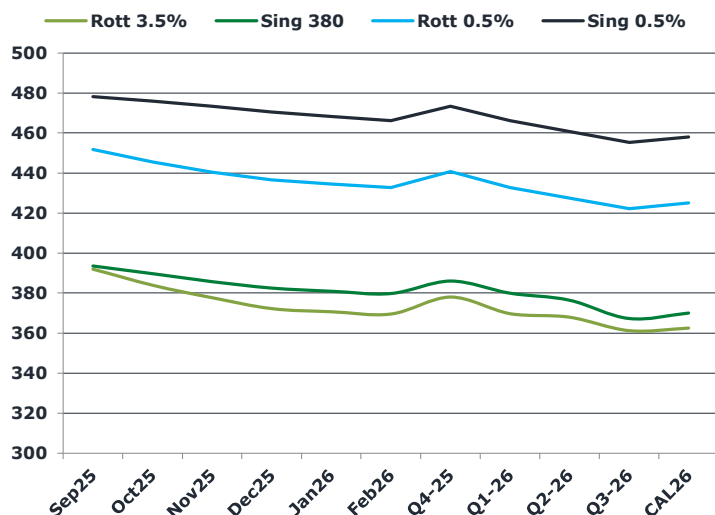
Oil prices have steadied after falling throughout this week, weighed down by a rise in U.S. crude inventories and the IEA's forecast of a record market surplus in 2026, following U.S. talks with European and Ukrainian leaders.

Crude has trended lower through August amid ongoing concerns about oversupply, while markets remain focused on developments in Ukraine ahead of Friday's Trump-Putin meeting in Alaska.

Brent

66.00

	Barges 3.5 %	Sing 380cst	Rott 0.5%	Sing 0.5%	Sing Hi5
Sep25	392.00	393.50	451.75	478.25	85
Oct25	384.00	389.75	445.50	476.00	86
Nov25	377.75	385.75	440.50	473.25	88
Dec25	372.25	382.50	436.50	470.50	88
Jan26	370.75	381.00	434.50	468.25	87
Feb26	369.50	379.75	432.75	466.25	87
Q4-25	378.00	386.00	440.75	473.25	87
Q1-26	369.75	380.00	432.75	466.25	86
Q2-26	368.00	376.50	427.50	460.75	84
Q3-26	361.25	367.25	422.25	455.25	88
CAL26	362.50	370.00	425.00	458.00	88



Fuel Oil Market News

A fairly muted start to fuel market activity this morning, with only some Sing 0.5% spreads trading a tick lower in the front and the crack going offered in the market.

China were sellers of the October Sing 380cst in the early Asia session.

	Rott GOFO	Sing GOFO	R FoGo	S FoGo	Rott Hi5
Sep25	262.88	232.13	-203.25	-147.50	60
Oct25	265.03	230.51	-203.50	-144.25	62
Nov25	261.85	228.63	-199.00	-141.25	63
Dec25	262.55	226.66	-198.25	-138.75	64
Jan26	261.73	226.67	-198.00	-139.50	64
Feb26	259.75	227.18	-196.50	-140.75	63
Q4-25	263.25	228.63	-200.50	-141.50	63
Q1-26	259.25	227.18	-196.25	-141.00	63
Q2-26	253.75	228.81	-194.25	-144.50	60
Q3-26	257.25	236.20	-196.25	-148.25	61
CAL26	258.50	235.31	-196.00	-147.25	63
CAL 26	261.50	250.39	0.00	-162.75	62

14 August 2025

TIME SPREADS FUEL

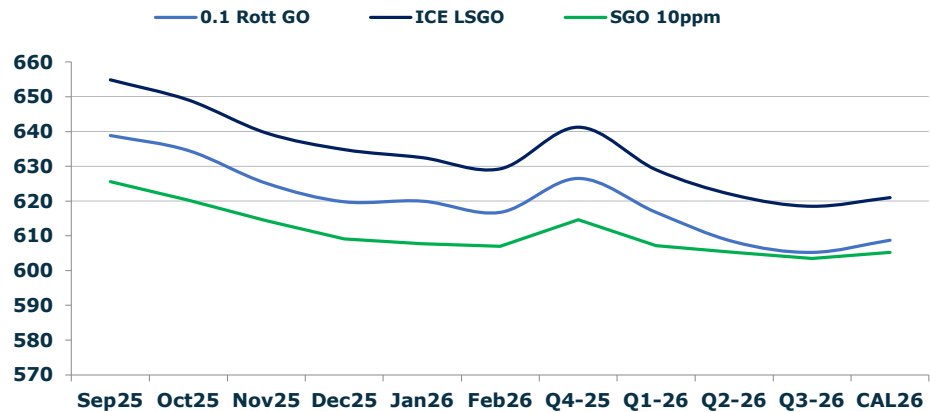
	Barges 3.5	S 380	Rott 0.5%	Sing 0.5%
Sep25/Oct25	8.00	3.75	6.25	2.25
Oct25/Nov25	6.25	4.00	5.00	2.75
Nov25/Dec25	5.50	3.25	4.00	2.75
Dec25/Jan26	1.50	1.50	2.00	2.25
Jan26/Feb26	1.25	1.25	1.75	2.00
Q4-25/Q1-26	8.25	6.00	8.00	7.00
Q1-26/Q2-26	1.75	6.00	5.25	7.00
Q2-26/Q3-26	6.75	6.00	5.25	7.00
CAL26/CAL27	15.25	16.00	12.3	16.25

GASOIL CURVES

	Rott 0.1	SGO 10ppm	ICE GO
Sep25	638.9	625.6	654.9
Oct25	634.5	620.3	649.0
Nov25	625.1	614.4	639.6
Dec25	619.8	609.2	634.8
Jan26	620.0	607.7	632.5
Feb26	616.8	606.9	629.3
Q4-25	626.5	614.6	641.3
Q1-26	616.8	607.2	629.0
Q2-26	608.3	605.3	621.8
Q3-26	605.3	603.5	618.5
CAL26	608.8	605.3	621.0

EW SPREAD

	EW380	EW0.5%
Sep25	1.50	26.50
Oct25	5.75	30.50
Nov25	8.00	32.75
Dec25	10.25	34.00
Jan26	10.25	33.75
Feb26	10.25	33.50
Q4-25	8.00	33.25
Q1-26	10.25	33.25
Q2-26	8.50	33.25
Q3-26	6.00	33.25
CAL26	6.25	33.25



Contact US:

Luke Longhurst
Email: lukel@freightinvestor.com
Mobile: (+44) 7966 968761

Jessie Deng
Email: jessied@freightinvestor.com
Mobile: (+86) 13524516743

Ricky Forman
Email: rickyf@freightinvestor.com
Mobile: (+44) 7868 708719

Jarryd Smith
Email: jarryds@freightinvestor.com
Mobile: (+65) 8798 4987

Sam Twyford
Email: samt@freightinvestor.com
Mobile: (+44) 7729 118643

Min Bao
Email: minb@freightinvestor.com
Mobile: (+65) 9785 4627

Archie Smith
Email: archies@freightinvestor.com
Mobile: (+44) 7355 020663

The information provided in this communication is not intended for retail clients. It is general in nature only and does not constitute advice or an offer to sell, or the solicitation of an offer to purchase any swap or other financial instruments, nor constitute any recommendation on our part. The information has been prepared without considering your investment objectives, financial situation, or knowledge and experience. This material is not a research report and is not intended as such. FIS is not responsible for any trading decisions taken based on this communication. Trading swaps and over-the-counter derivatives, exchange-traded derivatives, and options involve substantial risk and are not suitable for all investors. You are advised to perform an independent investigation to determine whether a transaction is suitable for you. No part of this material may be copied or duplicated in any form by any means or redistributed without our prior written consent. Freight Investor Services Ltd (FIS) is authorised and regulated by the Financial Conduct Authority (FRN: 211452) and is a member of the National Futures Association ("NFA"). Freight Investor Services PTE Ltd ('FIS PTE') is a private limited company, incorporated and registered in Singapore with company number 200603922G, and has subsidiary offices in India and Shanghai. Freight Investor Solutions DMCC ('FIS DMCC') is a private limited company, incorporated and registered in Dubai with company number DMCC1225. Further information about FIS including the location of its offices can be found on our website at freightinvestorservices.com