

FIS CONTAINER FFA REPORT

info@freightinvestor.com | freightinvestorservices.com | (+44) 2070901120

9/3/2025

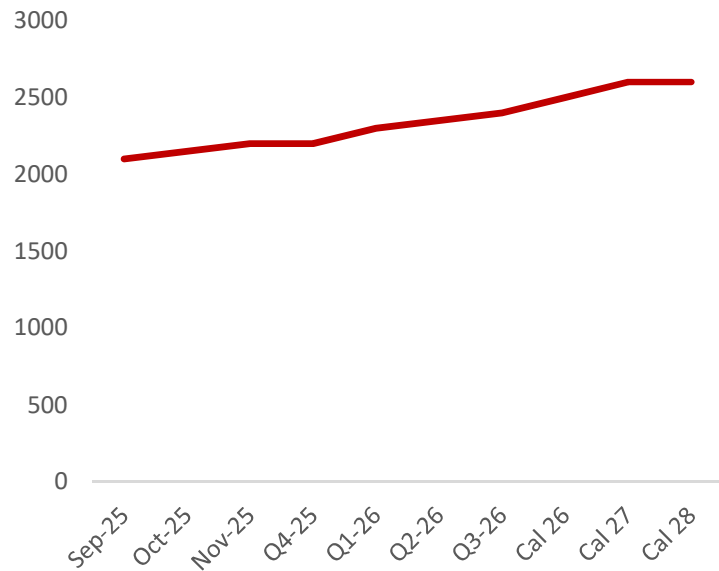
Over the last week, FBX11 dropped \$235 to \$2563/FEU. FBX13 also fell by \$138 to \$2932/FEU.

FBX03 had the most significant increase, up \$528 to \$3240/FEU and FBX01 is also up \$410 to \$2124/FEU.

Looking at the backhaul routes, FBX02 is up just \$2 and FBX12 has remained unchanged over the last week.

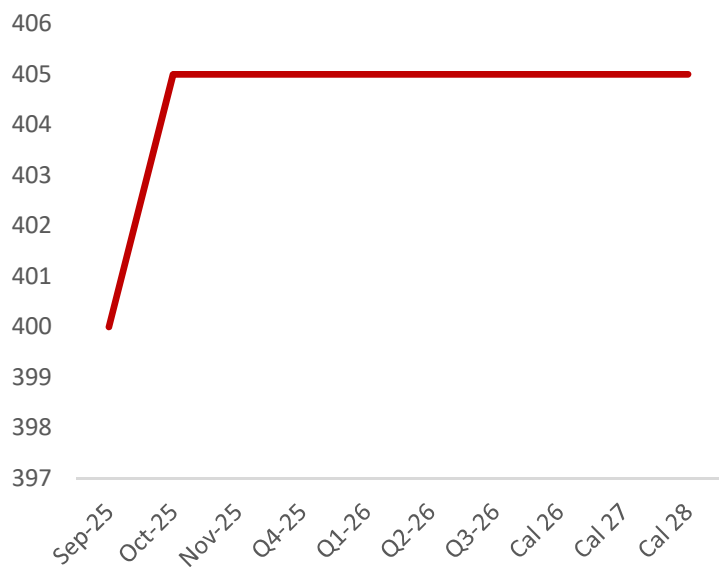
FBX01 - China/East Asia to North America West Coast (\$/FEU)

Period	Bid	Offer	Value
Sep-25	2048	2153	2100
Oct-25	2096	2204	2150
Nov-25	2145	2255	2200
Q4-25	2145	2255	2200
Q1-26	2243	2358	2300
Q2-26	2291	2409	2350
Q3-26	2340	2460	2400
Cal 26	2438	2563	2500
Cal 27	2535	2665	2600
Cal 28	2535	2665	2600
Spot	2124		
MTD	2127		
YTD	3309		



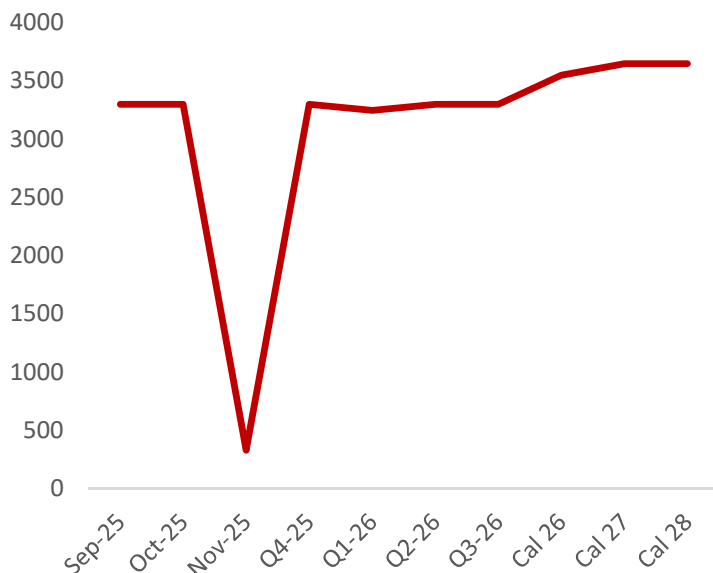
FBX02 - North America West Coast to China/East Asia

Period	Bid	Offer	Value
Sep-25	390	410	400
Oct-25	395	415	405
Nov-25	395	415	405
Q4-25	395	415	405
Q1-26	395	415	405
Q2-26	395	415	405
Q3-26	395	415	405
Cal 26	395	415	405
Cal 27	395	415	405
Cal 28	395	415	405
Spot	348		
MTD	348		
YTD	412		

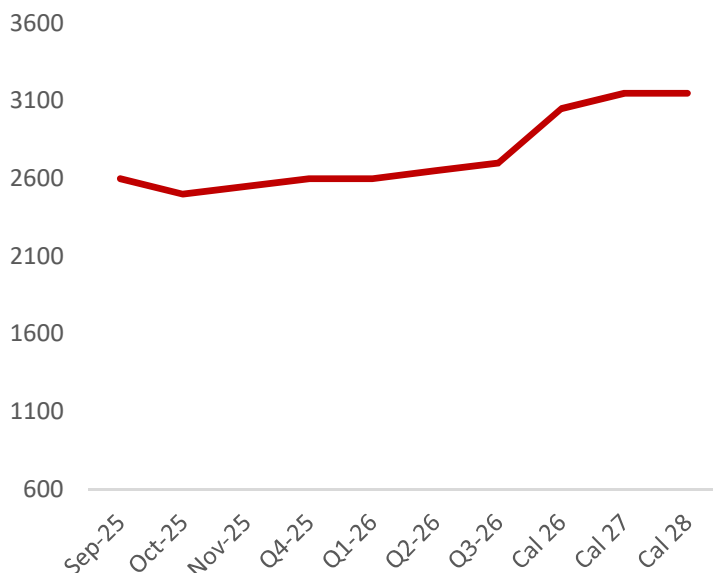


FBX03 - China/East Asia to North America East Coast (\$/FEU)

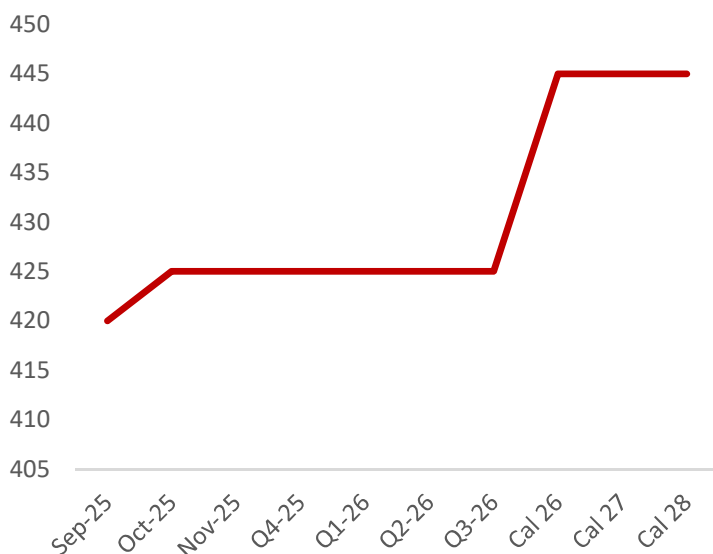
Period	Bid	Offer	Value
Sep-25	3218	3383	3300
Oct-25	3218	3383	3300
Nov-25	322	338	330
Q4-25	3218	3383	3300
Q1-26	3169	3331	3250
Q2-26	3218	3383	3300
Q3-26	3218	3383	3300
Cal 26	3461	3639	3550
Cal 27	3559	3741	3650
Cal 28	3559	3741	3650
Spot	3240		
MTD	3243		
YTD	4713		


FBX11 China/East Asia to North Europe (\$/FEU)

Period	Bid	Offer	Value
Sep-25	2535	2665	2600
Oct-25	2438	2563	2500
Nov-25	2486	2614	2550
Q4-25	2535	2665	2600
Q1-26	2535	2665	2600
Q2-26	2584	2716	2650
Q3-26	2633	2768	2700
Cal 26	2974	3126	3050
Cal 27	3071	3229	3150
Cal 28	3071	3229	3150
Spot	2563		
MTD	2563		
YTD	3108		

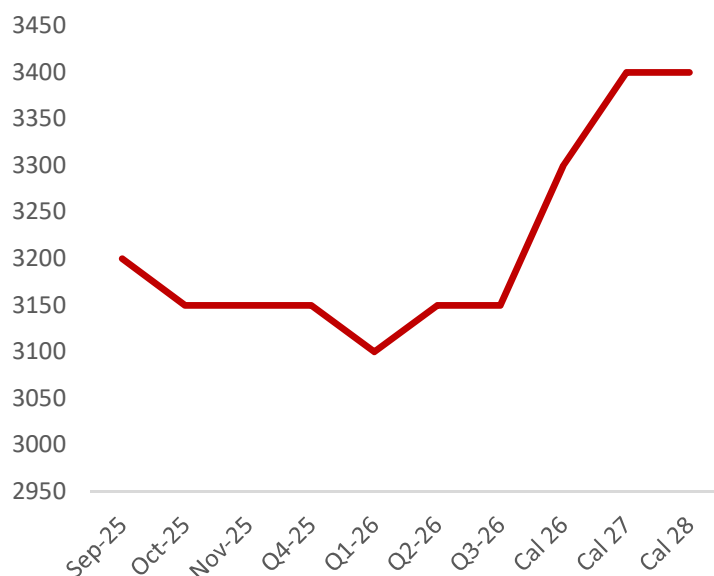

FBX12 - North Europe to China/East Asia (\$/FEU)

Period	Bid	Offer	Value
Sep-25	410	431	420
Oct-25	414	436	425
Nov-25	414	436	425
Q4-25	414	436	425
Q1-26	414	436	425
Q2-26	414	436	425
Q3-26	414	436	425
Cal 26	434	456	445
Cal 27	434	456	445
Cal 28	434	456	445
Spot	428		
MTD	428		
YTD	443		



FBX13 - China/East Asia to the Mediterranean (\$/FEU)

Period	Bid	Offer	Value
Sep-25	3120	3280	3200
Oct-25	3071	3229	3150
Nov-25	3071	3229	3150
Q4-25	3071	3229	3150
Q1-26	3023	3178	3100
Q2-26	3071	3229	3150
Q3-26	3071	3229	3150
Cal 26	3218	3383	3300
Cal 27	3315	3485	3400
Cal 28	3315	3485	3400
Spot	2932		
MTD	2978		
YTD	3802		



Written by Kieran Walsh

Samuel Margo

KieranW@freightinvestor.com

t: +44 (0) 204 519 2856

m: +44 (0) 7749701509

SamuelM@freightinvestor.com

m: +44 (0) 7519996844



The information provided in this communication is not intended for retail clients. It is general in nature only and does not constitute advice or an offer to sell, or the solicitation of an offer to purchase any swap or other financial instruments, nor constitute any recommendation on our part. The information has been prepared without considering your investment objectives, financial situation, or knowledge and experience. This material is not a research report and is not intended as such. FIS is not responsible for any trading decisions taken based on this communication. Trading swaps and over-the-counter derivatives, exchange-traded derivatives, and options involve substantial risk and are not suitable for all investors. You are advised to perform an independent investigation to determine whether a transaction is suitable for you. No part of this material may be copied or duplicated in any form by any means or redistributed without our prior written consent. Freight Investor Services Ltd (FIS) is authorised and regulated by the Financial Conduct Authority (FRN: 211452) and is a member of the National Futures Association ("NFA"). Freight Investor Services PTE Ltd ('FIS PTE') is a private limited company, incorporated and registered in Singapore with company number 200603922G, and has subsidiary offices in India and Shanghai. Freight Investor Solutions DMCC ('FIS DMCC') is a private limited company, incorporated and registered in Dubai with company number DMCC1225. Further information about FIS including the location of its offices can be found on our website