

15 December 2025

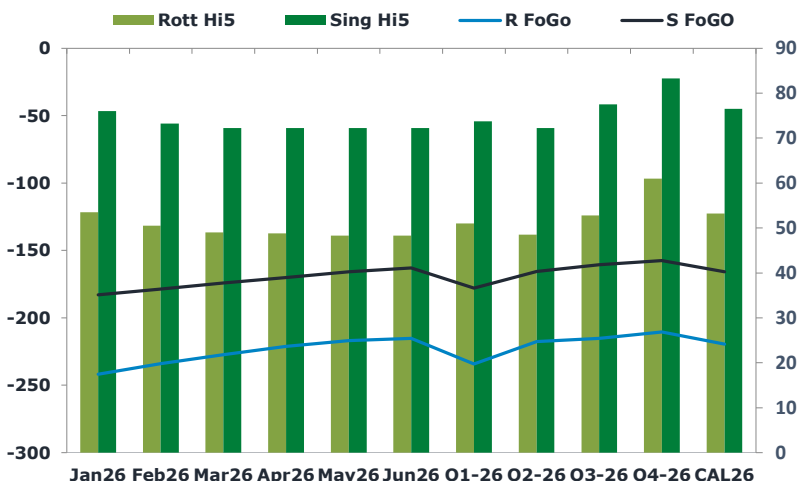
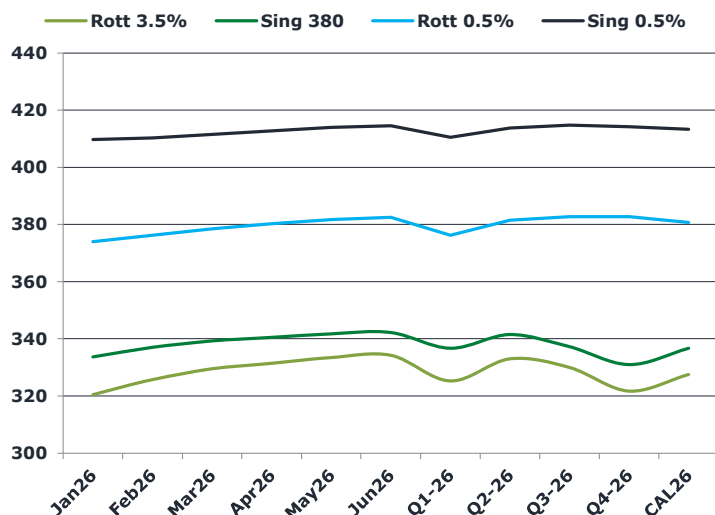
Oil and Energy Market News

Brent has slid to its lowest levels since October as ongoing oversupply concerns continue to pressure prices, even as the market watches for tentative progress in Ukraine peace efforts. Brent FEB 26 is down 1.1%. President Zelenskyy on Sunday called for a “dignified” peace and security guarantees to prevent renewed Russian aggression while attending talks with US officials in Berlin. He indicated Ukraine could drop its NATO aspirations in exchange for alternative security assurances and described the discussions with US envoys as “very constructive.” Venezuelan oil exports have dropped sharply since the US seized a tanker last week, according to Reuters sources. Russian ESPO crude was sold late last week to at least one Chinese buyer at discounts of \$7–\$8/bbl to Brent, the steepest discounts seen this year, Bloomberg reported.

Brent

60.24

	Barges 3.5 %	Sing 380cst	Rott 0.5%	Sing 0.5%	Sing Hi5
Jan26	320.50	333.75	374.00	409.75	76
Feb26	325.75	337.00	376.25	410.25	73
Mar26	329.50	339.25	378.50	411.50	72
Apr26	331.50	340.50	380.25	412.75	72
May26	333.50	341.75	381.75	414.00	72
Jun26	334.25	342.25	382.50	414.50	72
Q1-26	325.25	336.75	376.25	410.50	74
Q2-26	333.00	341.50	381.50	413.75	72
Q3-26	330.00	337.25	382.75	414.75	78
Q4-26	321.75	331.00	382.75	414.25	83
CAL26	327.50	336.75	380.75	413.25	77



Fuel Oil Market News

This afternoon, VLSFO crack prices stay stronger. The Jan Sing 0.5% crack is currently up \$0.23/bbl from settlement. Although, with Brent lower, flat price weakens. The Jan Sing 0.5% flat price is currently down \$3.50/mt from settlement. The Jan/Feb Sing 0.5% stays up, still showing a \$0.25/mt gain from settlement.

	Rott GOFO	Sing GOFO	R FoGo	S FoGo	Rott Hi5
Jan26	295.13	258.88	-241.75	-183.00	54
Feb26	284.52	251.97	-234.00	-178.75	51
Mar26	276.35	246.60	-227.25	-174.25	49
Apr26	269.88	242.14	-221.25	-170.00	49
May26	265.13	237.91	-217.00	-165.75	48
Jun26	263.46	235.18	-215.25	-163.00	48
Q1-26	285.25	251.80	-234.25	-178.00	51
Q2-26	266.25	237.74	-217.75	-165.50	49
Q3-26	268.00	238.26	-215.25	-160.75	53
Q4-26	271.50	240.79	-210.50	-157.50	61
CAL26	272.75	242.49	-219.50	-166.00	53
CAL 26	257.25	237.80	0.00	-159.00	60

FIS

Fuel Oil Daily Evening Report

London +44 20 7090 1134 - info@freightinvestor.com | Singapore +65 6535 5189 - info@freightinvestor.asia | Shanghai +86 21 63012568

15 December 2025

TIME SPREADS FUEL

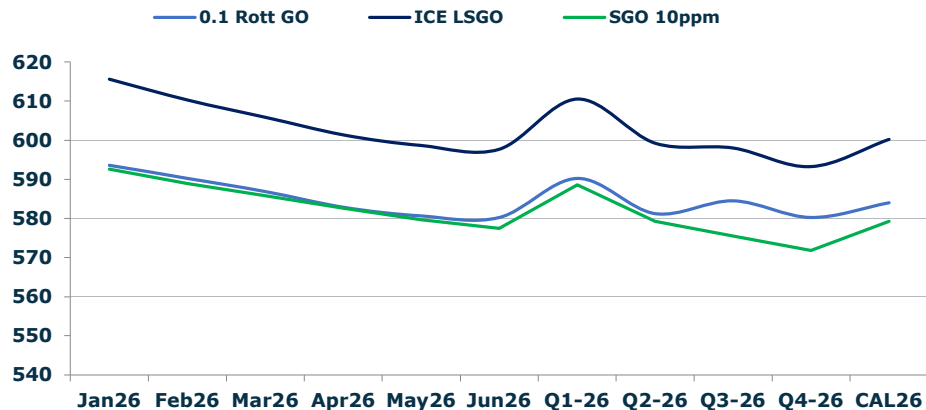
	Barges 3.5	S 380	Rott 0.5%	Sing 0.5%
Jan26/Feb26	-5.25	-3.25	-2.25	-0.50
Feb26/Mar26	-3.75	-2.25	-2.25	-1.25
Mar26/Apr26	-2.00	-1.25	-1.75	-1.25
Apr26/May26	-2.00	-1.25	-1.50	-1.25
May26/Jun26	-0.75	-0.50	-0.75	-0.50
Q1-26/Q2-26	-7.75	-4.75	-5.25	-3.25
Q2-26/Q3-26	3.00	-4.75	-1.25	-3.25
Q3-26/Q4-26	8.25	-4.75	0.00	-3.25
CAL26/CAL27	2.50	0.25	-6.8	-2.00

GASOIL CURVES

	Rott 0.1	SGO 10ppm	ICE GO
Jan26	593.6	592.6	615.6
Feb26	590.3	589.0	610.3
Mar26	586.9	585.8	605.9
Apr26	582.9	582.6	601.4
May26	580.6	579.7	598.6
Jun26	580.2	577.4	597.7
Q1-26	590.3	588.6	610.5
Q2-26	581.3	579.2	599.3
Q3-26	584.5	575.5	598.0
Q4-26	580.3	571.8	593.3
CAL26	584.0	579.2	600.3

EW SPREAD

	EW380	EW0.5%
Jan26	13.25	35.75
Feb26	11.25	34.00
Mar26	9.75	33.00
Apr26	9.00	32.50
May26	8.25	32.25
Jun26	8.00	32.00
Q1-26	11.50	32.00
Q2-26	8.50	32.00
Q3-26	7.25	32.00
Q4-26	9.25	31.75
CAL26	3.25	31.50



Contact US:

Luke Longhurst

Email: lukel@freightinvestor.com

Mobile: (+44) 7966 968761

Jessie Deng

Email: jessied@freightinvestor.com

Mobile: (+86) 13524516743

Ricky Forman

Email: rickyf@freightinvestor.com

Mobile: (+44) 7868 708719

Oliver Fuller

Email: oliverf@freightinvestor.com

Mobile: (+44) 7709 840844

Sam Twyford

Email: samt@freightinvestor.com

Mobile: (+44) 7729 118643

Min Bao

Email: minb@freightinvestor.com

Mobile: (+65) 9785 4627

Archie Smith

Email: archies@freightinvestor.com

Mobile: (+44) 7355 020663

The information provided in this communication is not intended for retail clients. It is general in nature only and does not constitute advice or an offer to sell, or the solicitation of an offer to purchase any swap or other financial instruments, nor constitute any recommendation on our part. The information has been prepared without considering your investment objectives, financial situation, or knowledge and experience. This material is not a research report and is not intended as such. FIS is not responsible for any trading decisions taken based on this communication. Trading swaps and over-the-counter derivatives, exchange-traded derivatives, and options involve substantial risk and are not suitable for all investors. You are advised to perform an independent investigation to determine whether a transaction is suitable for you. No part of this material may be copied or duplicated in any form by any means or redistributed without our prior written consent. Freight Investor Services Ltd (FIS) is authorised and regulated by the Financial Conduct Authority (FRN: 211452) and is a member of the National Futures Association ("NFA"). Freight Investor Services PTE Ltd ('FIS PTE') is a private limited company, incorporated and registered in Singapore with company number 200603922G, and has subsidiary offices in India and Shanghai. Freight Investor Solutions DMCC ('FIS DMCC') is a private limited company, incorporated and registered in Dubai with company number DMCC1225. Further information about FIS including the location of its offices can be found on our website at freightinvestorservices.com