

Oil and Energy Market News

Crude prices are higher as markets react to uncertainty surrounding Venezuela's oil output and increased geopolitical risk following the US capture of President Maduro over the weekend.

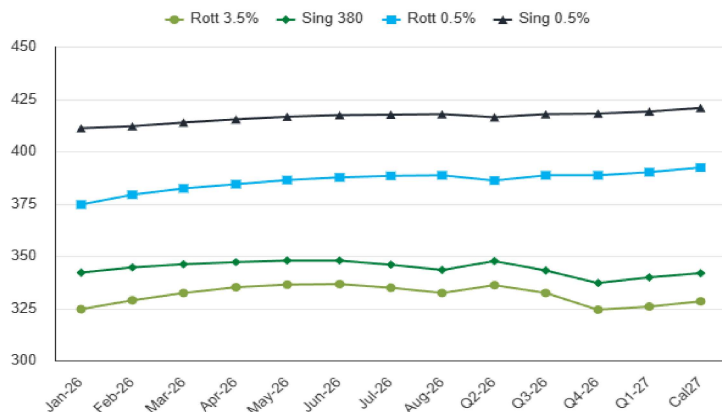
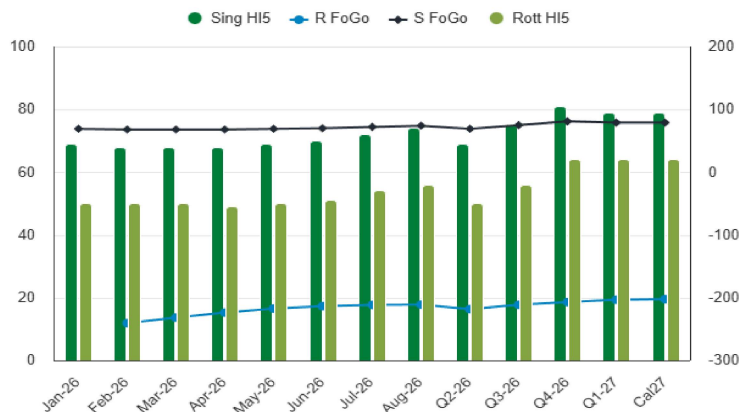
Brent MAR 26 is up 1.7% at \$61.8/bbl, while WTI FEB 26 has gained 1.9% to \$58.41/bbl.

Venezuela's main oil-producing regions appear largely unaffected so far, although PDVSA has begun curtailing crude output as storage capacity tightens under the US blockade.

According to the New York Times, at least 16 oil tankers under US sanctions have attempted to evade the American naval blockade on Venezuela's energy exports over the past two days.

Brent 61.67**Fuel Oil Futures**

	Rott 3.5%	Sing 380cst	Rott 0.5%	Sing 0.5%
Jan-26	324.50	342.00	374.50	411.00
Feb-26	328.75	344.50	379.25	412.00
Mar-26	332.25	346.00	382.25	413.75
Apr-26	335.00	347.00	384.25	415.25
May-26	336.25	347.75	386.25	416.50
Jun-26	336.50	347.75	387.50	417.25
Jul-26	334.75	345.75	388.25	417.50
Aug-26	332.25	343.25	388.50	417.75
Q2-26	336.00	347.50	386.00	416.25
Q3-26	332.25	343.00	388.50	417.75
Q4-26	324.25	337.00	388.50	418.00
Q1-27	325.75	339.75	390.00	419.00
Cal27	328.25	341.75	392.25	420.75

FIS Fuel Oil Futures Forward Curves**FIS Fuel Oil Spreads Forward Curves****Fuel Oil Market News**

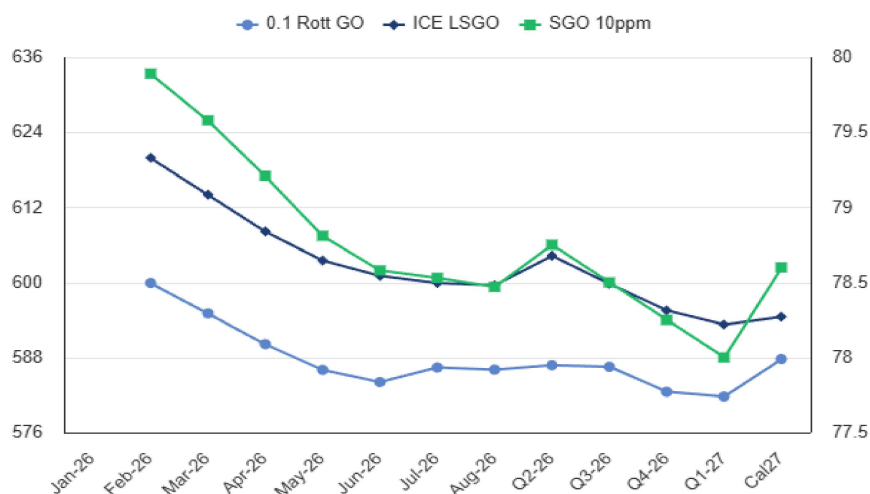
This afternoon, HSFO crack prices continue to fall. The Feb Rott 3.5% crack is currently down \$0.83/bbl from settlement. Although, with a higher Brent, Feb Rott 3.5% sits flat on the day. The Feb/Mar Rott 3.5% spread stays \$0.25/mt lower on the day.

Fuel Oil Futures

	Rott Hi5	Sing Hi5	Rott FoGo	Sing FoGo
Jan-26	50.00	69.00		69.00
Feb-26	50.00	68.00	-240.25	68.00
Mar-26	50.00	68.00	-231.50	68.00
Apr-26	49.00	68.00	-223.50	68.00
May-26	50.00	69.00	-217.00	69.00
Jun-26	51.00	70.00	-213.25	70.00
Jul-26	54.00	72.00	-211.50	72.00
Aug-26	56.00	74.00	-211.00	74.00
Q2-26	50.00	69.00	-218.00	69.00
Q3-26	56.00	75.00	-211.25	75.00
Q4-26	64.00	81.00	-207.25	81.00
Q1-27	64.00	79.00	-203.50	79.00
Cal27	64.00	79.00	-202.25	79.00

Time Spreads Fuel					Gasoil Futures			
	Rott 3.5%	Sing 380cst	Rott 0.5%	Sing 0.5%		Rott 0.1	SGO 10ppm	ICE GO
Jan-26 / Feb-26	-4.30	-2.50	-4.80	-1.00	Jan-26			
Feb 26 / Mar 26	-3.50	-1.50	-3.00	-1.75	Feb-26	599.65	79.85	619.65
Mar 26 / Apr 26	-2.75	-1.00	-2.00	-1.50	Mar-26	594.78	79.54	613.78
Apr 26 / May 26	-1.25	-0.75	-2.00	-1.25	Apr-26	589.88	79.17	607.88
May 26 / Jun 26	-0.25	0.00	-1.25	-0.75	May-26	585.83	78.77	603.33
Jun 26 / Jul 26	1.75	2.00	-0.75	-0.25	Jun-26	583.92	78.54	600.92
Q2-26 / Q3-26	3.75	4.50	-2.50	-1.50	Jul-26	586.35	78.49	599.85
Q3-26 / Q4-26	8.00	6.00	0.00	-0.25	Aug-26	586.04	78.43	599.54
Q4-26 / Q1-27	-1.50	-2.75	-1.50	-1.00	Q2-26	586.50	78.75	604.00
Cal 27 / Cal 28	1.75	1.75	-7.75	0.25	Q3-26	586.50	78.50	599.75
					Q4-26	582.75	78.25	595.75
					Q1-27	582.00	78.00	593.50
					Cal27	587.75	78.55	594.50

EW Spread			Gasoil Forward Curves	
	EW 380	EW 0.5%		
Jan-26	17.50	36.50		
Feb-26	15.75	32.70		
Mar-26	13.70	31.45		
Apr-26	11.95	30.95		
May-26	11.45	30.20		
Jun-26	11.20	29.70		
Jul-26	10.95	29.20		
Aug-26	10.95	29.20		
Q2-26	11.50	30.25		
Q3-26	10.75	29.25		
Q4-26	12.75	29.50		
Q1-27	14.00	29.00		
Cal27	13.50	28.50		



Contact

Luke Longhurst

LukeL@freightinvestor.com
m: (+44) 7874421250

Daniel Brown

DanielB@freightinvestor.com
m: (+44) 7526506959

Ricky Forman

RickyF@freightinvestor.com
m: (+44) 7590245751

Sam Twyford

SamT@freightinvestor.com
m: (+44) 7729118643

Archie Smith

ArchieS@freightinvestor.com
m: (+44) 7355020663

Jessie Deng

JessieD@freightinvestor.com
m: (+86) 13524516743

The information provided in this communication is not intended for retail clients. It is general in nature only and does not constitute advice or an offer to sell, or the solicitation of an offer to purchase any swap or other financial instruments, nor constitute any recommendation on our part. The information has been prepared without considering your investment objectives, financial situation, or knowledge and experience. This material is not a research report and is not intended as such. FIS is not responsible for any trading decisions taken based on this communication. Trading swaps and over-the-counter derivatives, exchange-traded derivatives, and options involve substantial risk and are not suitable for all investors. You are advised to perform an independent investigation to determine whether a transaction is suitable for you. No part of this material may be copied or duplicated in any form by any means or redistributed without our prior written consent. Freight Investor Services Ltd (FIS) is authorised and regulated by the Financial Conduct Authority (FRN: 211452) and is a member of the National Futures Association ("NFA"). Freight Investor Services PTE Ltd ('FIS PTE') is a private limited company, incorporated and registered in Singapore with company number 200603922G, and has subsidiary offices in India and Shanghai. Freight Investor Solutions FZCO ('FIS FZCO') is a private limited company, incorporated and registered in Dubai with company number DMCC1225. Further information about FIS including the location of its offices can be found on our website at freightinvestorservices.com