

Oil and Energy Market News

Crude markets are facing renewed downside pressure after retreating from yesterday's \$62.33/bbl high, as concerns over a global supply glut continue to weigh on sentiment.

•President Trump said Venezuela will ship "between 30 and 50 million barrels of high-quality sanctioned oil" to the US, without giving a timeframe. He told interim leader Delcy Rodriguez that Venezuela must partner exclusively with the US on oil production, prioritise US buyers for heavy crude exports, and scale back ties with China, Russia, Iran and Cuba.

•Chevron, which still operates in Venezuela, has 11 tankers scheduled to load crude for the US in January, the highest number since October.

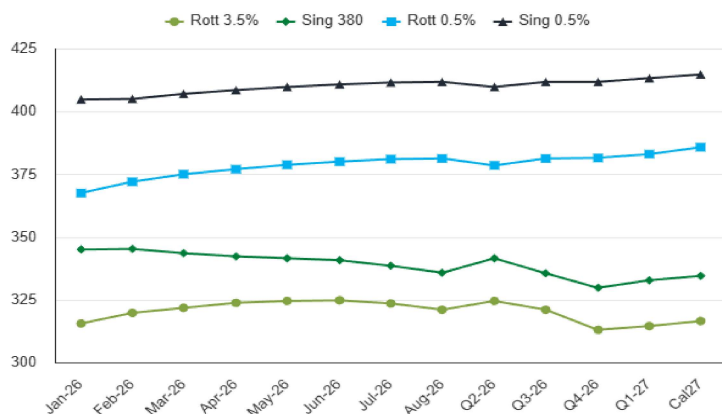
•Discussions around security guarantees on Tuesday may have moved a Ukraine deal closer. Meanwhile, a Ukrainian drone strike sparked a fire at the Stary Oskol refinery in Russia's Belgorod region overnight on Jan. 7, according to the regional governor.

Brent 60.63

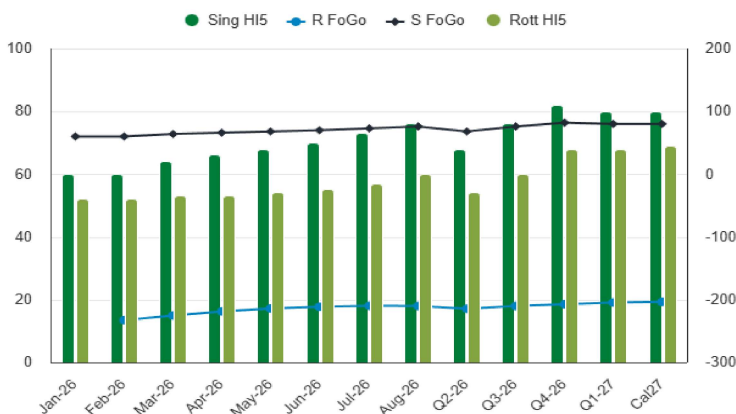
Fuel Oil Futures

	Rott 3.5%	Sing 380cst	Rott 0.5%	Sing 0.5%
Jan-26	315.50	345.00	367.25	404.75
Feb-26	319.75	345.25	371.75	405.00
Mar-26	321.75	343.50	374.75	407.00
Apr-26	323.75	342.25	376.75	408.50
May-26	324.50	341.50	378.50	409.75
Jun-26	324.75	340.75	379.75	410.75
Jul-26	323.50	338.50	380.75	411.50
Aug-26	321.00	335.75	381.00	411.75
Q2-26	324.50	341.50	378.50	409.75
Q3-26	321.00	335.50	381.00	411.75
Q4-26	313.00	329.75	381.25	411.75
Q1-27	314.50	332.75	383.00	413.25
Cal27	316.50	334.50	385.75	414.75

FIS Fuel Oil Futures Forward Curves



FIS Fuel Oil Spreads Forward Curves



Fuel Oil Market News

This morning, focus turns to the Sing 380 market, with noticeable changes on cracks and spreads. The Feb Sing 380 crack is currently up \$0.38/mt from settlement. The Feb/Mar Sing 380 spread is currently up \$1.50/mt from settlement. With Brent flat on the day, Feb Sing 380 flat price is currently up \$2/mt from settlement.

Fuel Oil Futures

	Rott Hi5	Sing Hi5	Rott FoGo	Sing FoGo
Jan-26	52.00	60.00		60.00
Feb-26	52.00	60.00	-232.75	60.00
Mar-26	53.00	64.00	-225.25	64.00
Apr-26	53.00	66.00	-218.75	66.00
May-26	54.00	68.00	-214.00	68.00
Jun-26	55.00	70.00	-211.25	70.00
Jul-26	57.00	73.00	-209.75	73.00
Aug-26	60.00	76.00	-209.75	76.00
Q2-26	54.00	68.00	-214.50	68.00
Q3-26	60.00	76.00	-210.25	76.00
Q4-26	68.00	82.00	-207.50	82.00
Q1-27	68.00	80.00	-204.50	80.00
Cal27	69.00	80.00	-203.50	80.00

Time Spreads Fuel

	Rott 3.5%	Sing 380cst	Rott 0.5%	Sing 0.5%
Jan-26 / Feb-26	-4.30	-0.25	-4.60	-0.25
Feb 26 / Mar 26	-2.00	1.75	-3.00	-2.00
Mar 26 / Apr 26	-2.00	1.25	-2.00	-1.50
Apr 26 / May 26	-0.75	0.75	-1.75	-1.25
May 26 / Jun 26	-0.25	0.75	-1.25	-1.00
Jun 26 / Jul 26	1.25	2.25	-1.00	-0.75
Q2-26 / Q3-26	3.50	6.00	-2.50	-2.00
Q3-26 / Q4-26	8.00	5.75	-0.25	0.00
Q4-26 / Q1-27	-1.50	-3.00	-1.50	-1.50
Cal 27 / Cal 28	1.50	2.25	-7.50	-0.75

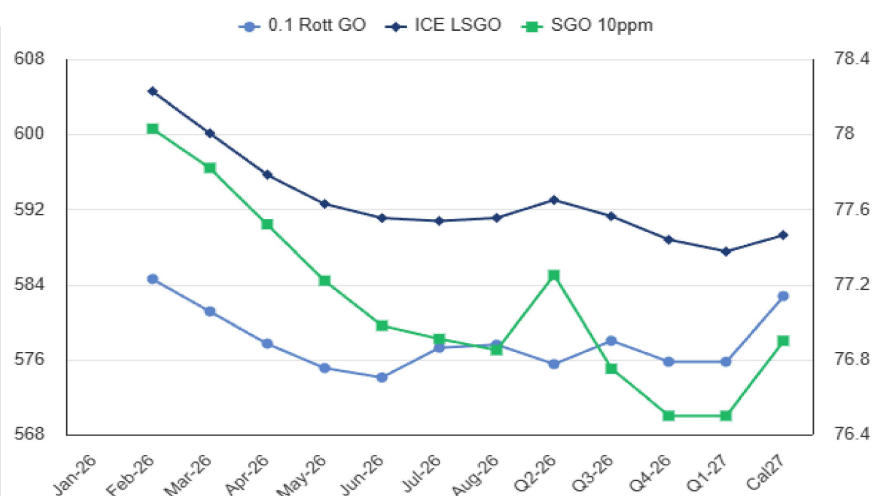
Gasoil Futures

	Rott 0.1	SGO 10ppm	ICE GO
Jan-26			
Feb-26	584.48	78.02	604.48
Mar-26	581.03	77.81	600.03
Apr-26	577.57	77.51	595.57
May-26	575.04	77.21	592.54
Jun-26	574.07	76.97	591.07
Jul-26	577.16	76.90	590.66
Aug-26	577.46	76.84	590.96
Q2-26	575.50	77.25	593.00
Q3-26	578.00	76.75	591.25
Q4-26	575.75	76.50	588.75
Q1-27	575.75	76.50	587.50
Cal27	582.75	76.85	589.25

EW Spread

	EW 380	EW 0.5%
Jan-26	29.50	37.50
Feb-26	25.50	33.15
Mar-26	21.70	32.15
Apr-26	18.45	31.65
May-26	16.95	31.15
Jun-26	15.95	30.90
Jul-26	14.95	30.65
Aug-26	14.70	30.65
Q2-26	17.00	31.25
Q3-26	14.50	30.75
Q4-26	16.75	30.50
Q1-27	18.25	30.25
Cal27	18.00	29.00

Gasoil Forward Curves



Contact

Luke Longhurst

LukeL@freightinvestor.com
m: (+44) 7874421250

Daniel Brown

DanielB@freightinvestor.com
m: (+44) 7526506959

Ricky Forman

RickyF@freightinvestor.com
m: (+44) 7590245751

Sam Twyford

SamT@freightinvestor.com
m: (+44) 7729118643

Archie Smith

ArchieS@freightinvestor.com
m: (+44) 7355020663

Jessie Deng

JessieD@freightinvestor.com
m: (+86) 13524516743

The information provided in this communication is not intended for retail clients. It is general in nature only and does not constitute advice or an offer to sell, or the solicitation of an offer to purchase any swap or other financial instruments, nor constitute any recommendation on our part. The information has been prepared without considering your investment objectives, financial situation, or knowledge and experience. This material is not a research report and is not intended as such. FIS is not responsible for any trading decisions taken based on this communication. Trading swaps and over-the-counter derivatives, exchange-traded derivatives, and options involve substantial risk and are not suitable for all investors. You are advised to perform an independent investigation to determine whether a transaction is suitable for you. No part of this material may be copied or duplicated in any form by any means or redistributed without our prior written consent. Freight Investor Services Ltd (FIS) is authorised and regulated by the Financial Conduct Authority (FRN: 211452) and is a member of the National Futures Association ("NFA"). Freight Investor Services PTE Ltd ('FIS PTE') is a private limited company, incorporated and registered in Singapore with company number 200603922G, and has subsidiary offices in India and Shanghai. Freight Investor Solutions FZCO ('FIS FZCO') is a private limited company, incorporated and registered in Dubai with company number DMCC1225. Further information about FIS including the location of its offices can be found on our website at freightinvestorservices.com