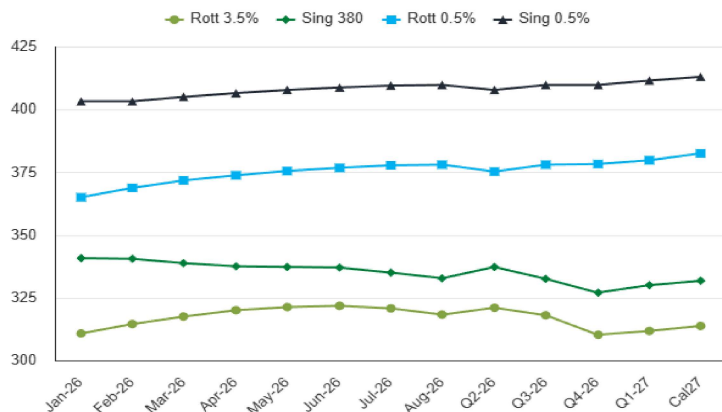
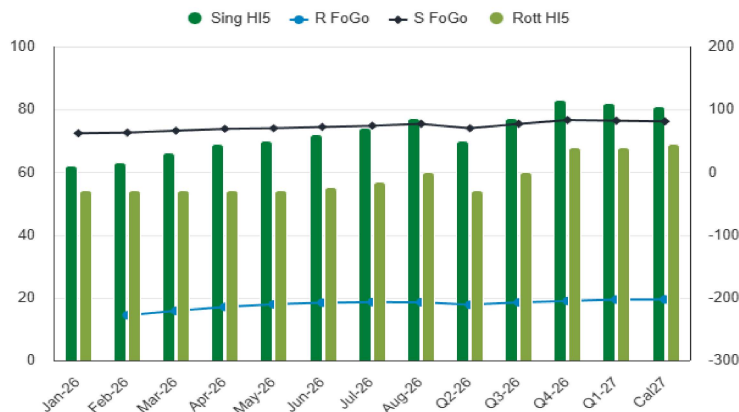


Oil and Energy Market News

Crude prices are edging lower, with attention on President Trump's announcement that Venezuela could ship up to 50m bbl of oil to the US, alongside a CNBC report suggesting flows would continue in exchange for eased sanctions. Brent MAR 26 is down 0.7%. President Trump said Venezuela will send "between 30 and 50 million barrels of high-quality sanctioned oil" to the US, without outlining a specific timeline. He told interim leader Delcy Rodriguez that Venezuela should partner exclusively with the US on oil production, prioritise US buyers for heavy crude, and reduce ties with China, Russia, Iran and Cuba. CNBC reported that Venezuelan oil exports to the US will continue on an ongoing basis, with the 50m bbl cited by Trump representing an initial tranche, and that sanctions relief would form part of the agreement. Comments from Energy Secretary Wright also reiterated the US commitment to "rebuilding" Venezuela's oil industry.

Brent 60.09**Fuel Oil Futures**

	Rott 3.5%	Sing 380cst	Rott 0.5%	Sing 0.5%
Jan-26	310.75	340.75	365.00	403.25
Feb-26	314.50	340.50	368.75	403.25
Mar-26	317.50	338.75	371.75	405.00
Apr-26	320.00	337.50	373.75	406.50
May-26	321.25	337.25	375.50	407.75
Jun-26	321.75	337.00	376.75	408.75
Jul-26	320.75	335.00	377.75	409.50
Aug-26	318.25	332.75	378.00	409.75
Q2-26	321.00	337.25	375.25	407.75
Q3-26	318.00	332.50	378.00	409.75
Q4-26	310.25	327.00	378.25	409.75
Q1-27	311.75	330.00	379.75	411.50
Cal27	313.75	331.75	382.50	413.00

FIS Fuel Oil Futures Forward Curves**FIS Fuel Oil Spreads Forward Curves****Fuel Oil Market News**

This afternoon, HSFO crack prices erased earlier gains. The Feb Sing 380 crack is currently down \$0.07/mt from settlement. Even with Brent showing small gains, Feb Sing 380 flat price sits \$3/mt lower on the day. The Feb/Mar 380 stays \$1.50/mt higher, trading in impressive volumes, and the Feb HSFO E/W is up \$6.00/mt from settlement.

Fuel Oil Futures

	Rott HI5	Sing HI5	Rott FoGo	Sing FoGo
Jan-26	54.00	62.00		62.00
Feb-26	54.00	63.00	-228.00	63.00
Mar-26	54.00	66.00	-221.00	66.00
Apr-26	54.00	69.00	-214.75	69.00
May-26	54.00	70.00	-210.50	70.00
Jun-26	55.00	72.00	-208.00	72.00
Jul-26	57.00	74.00	-207.00	74.00
Aug-26	60.00	77.00	-207.25	77.00
Q2-26	54.00	70.00	-211.25	70.00
Q3-26	60.00	77.00	-207.50	77.00
Q4-26	68.00	83.00	-205.25	83.00
Q1-27	68.00	82.00	-203.00	82.00
Cal27	69.00	81.00	-202.75	81.00

Time Spreads Fuel

	Rott 3.5%	Sing 380cst	Rott 0.5%	Sing 0.5%
Jan-26 / Feb-26	-3.65	0.25	-3.70	
Feb 26 / Mar 26	-3.00	1.75	-3.00	-1.75
Mar 26 / Apr 26	-2.50	1.25	-2.00	-1.50
Apr 26 / May 26	-1.25	0.25	-1.75	-1.25
May 26 / Jun 26	-0.50	0.25	-1.25	-1.00
Jun 26 / Jul 26	1.00	2.00	-1.00	-0.75
Q2-26 / Q3-26	3.00	4.75	-2.75	-2.00
Q3-26 / Q4-26	7.75	5.50	-0.25	0.00
Q4-26 / Q1-27	-1.50	-3.00	-1.50	-1.75
Cal 27 / Cal 28	1.50	2.25	-7.50	-0.75

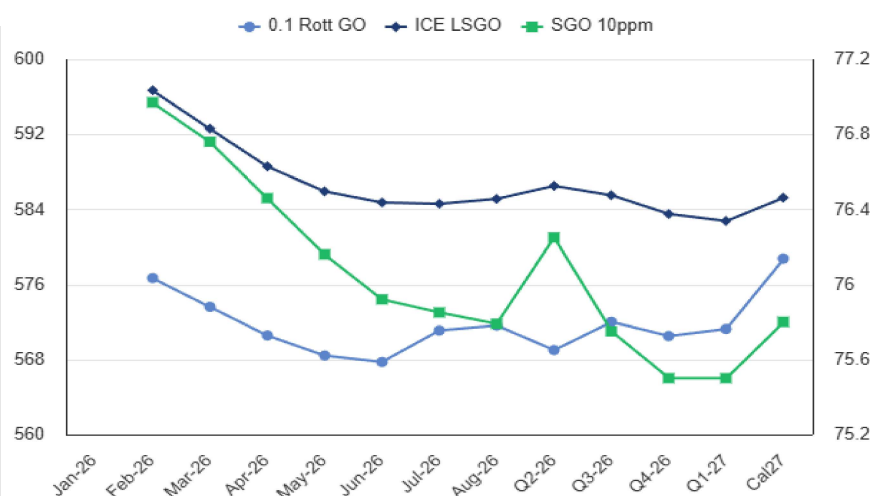
Gasoil Futures

	Rott 0.1	SGO 10ppm	ICE GO
Jan-26			
Feb-26	576.72	76.98	596.72
Mar-26	573.60	76.77	592.60
Apr-26	570.57	76.47	588.57
May-26	568.42	76.17	585.92
Jun-26	567.73	75.93	584.73
Jul-26	571.09	75.86	584.59
Aug-26	571.62	75.80	585.12
Q2-26	569.00	76.25	586.50
Q3-26	572.00	75.75	585.50
Q4-26	570.50	75.50	583.50
Q1-27	571.25	75.50	582.75
Cal27	578.75	75.85	585.25

EW Spread

	EW 380	EW 0.5%
Jan-26	30.00	38.25
Feb-26	26.00	34.55
Mar-26	21.35	33.30
Apr-26	17.60	32.80
May-26	16.10	32.30
Jun-26	15.35	32.05
Jul-26	14.35	31.80
Aug-26	14.60	31.80
Q2-26	16.25	32.50
Q3-26	14.50	31.75
Q4-26	16.75	31.50
Q1-27	18.25	31.75
Cal27	18.00	30.50

Gasoil Forward Curves



Contact

Luke Longhurst

LukeL@freightinvestor.com
m: (+44) 7874421250

Daniel Brown

DanielB@freightinvestor.com
m: (+44) 7526506959

Ricky Forman

RickyF@freightinvestor.com
m: (+44) 7590245751

Sam Twyford

SamT@freightinvestor.com
m: (+44) 7729118643

Archie Smith

ArchieS@freightinvestor.com
m: (+44) 7355020663

Jessie Deng

JessieD@freightinvestor.com
m: (+86) 13524516743

The information provided in this communication is not intended for retail clients. It is general in nature only and does not constitute advice or an offer to sell, or the solicitation of an offer to purchase any swap or other financial instruments, nor constitute any recommendation on our part. The information has been prepared without considering your investment objectives, financial situation, or knowledge and experience. This material is not a research report and is not intended as such. FIS is not responsible for any trading decisions taken based on this communication. Trading swaps and over-the-counter derivatives, exchange-traded derivatives, and options involve substantial risk and are not suitable for all investors. You are advised to perform an independent investigation to determine whether a transaction is suitable for you. No part of this material may be copied or duplicated in any form by any means or redistributed without our prior written consent. Freight Investor Services Ltd (FIS) is authorised and regulated by the Financial Conduct Authority (FRN: 211452) and is a member of the National Futures Association ("NFA"). Freight Investor Services PTE Ltd ('FIS PTE') is a private limited company, incorporated and registered in Singapore with company number 200603922G, and has subsidiary offices in India and Shanghai. Freight Investor Solutions FZCO ('FIS FZCO') is a private limited company, incorporated and registered in Dubai with company number DMCC1225. Further information about FIS including the location of its offices can be found on our website at freightinvestorservices.com