

## Oil and Energy Market News

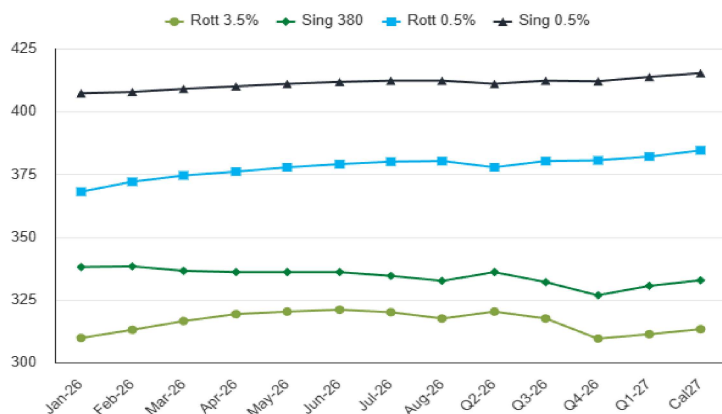
Crude is moving sideways, trading in a tight \$59.8–\$60.9/bbl range yesterday despite a steady flow of headlines around Venezuela. US President Trump believes that US control over Venezuela's oil industry could drive prices down to around \$50/bbl, a level he reportedly favours, according to the WSJ. Delcy Rodriguez said Venezuela remains open to energy partnerships that deliver mutual benefits. US Energy Secretary Wright said Venezuelan oil output could increase by up to 40% within 6–12 months with US backing, describing it as a straightforward opportunity for Chevron, which already has infrastructure in place. Chevron has requested authorisation to expand a key operating licence and to sell Venezuelan crude to additional buyers, Reuters reported. The US government is also pushing for other American companies to export Venezuelan oil, with meetings scheduled at the White House on Friday. PDVSA said it is making progress in talks with the US to allow exports under terms similar to those applied to its partnership with Chevron.

Brent 60.59

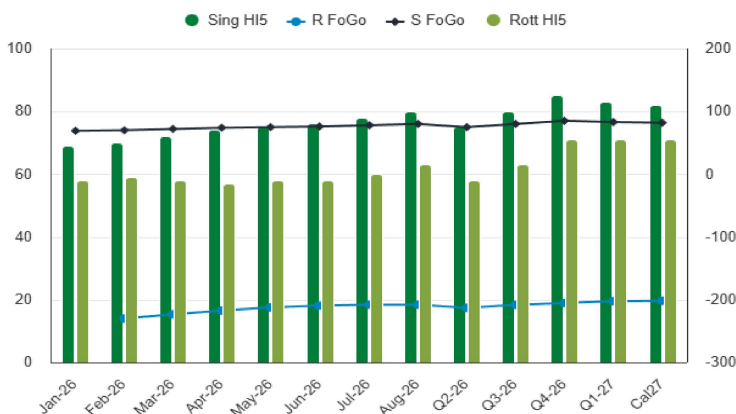
## Fuel Oil Futures

	Rott 3.5%	Sing 380cst	Rott 0.5%	Sing 0.5%
Jan-26	309.75	338.00	368.00	407.25
Feb-26	313.00	338.25	372.00	407.75
Mar-26	316.50	336.50	374.50	409.00
Apr-26	319.25	336.00	376.00	410.00
May-26	320.25	336.00	377.75	411.00
Jun-26	321.00	336.00	379.00	411.75
Jul-26	320.00	334.50	380.00	412.25
Aug-26	317.50	332.50	380.25	412.25
Q2-26	320.25	336.00	377.75	411.00
Q3-26	317.50	332.00	380.25	412.25
Q4-26	309.50	326.75	380.50	412.00
Q1-27	311.25	330.50	382.00	413.75
Cal27	313.25	332.75	384.50	415.25

## FIS Fuel Oil Futures Forward Curves



## FIS Fuel Oil Spreads Forward Curves



## Fuel Oil Market News

This morning, HSFO crack prices weakened. The Feb Sing 380 crack is currently down \$0.68/mt from settlement. Even with Brent slightly stronger, the Feb Sing 380 flat price is currently down \$1.00/mt from settlement. Sing 380 spreads soften this morning, with the Feb/Mar currently down \$0.50/mt from settlement.

## Fuel Oil Futures

	Rott HI5	Sing HI5	Rott FoGo	Sing FoGo
Jan-26	58.00	69.00		69.00
Feb-26	59.00	70.00	-230.00	70.00
Mar-26	58.00	72.00	-223.00	72.00
Apr-26	57.00	74.00	-217.25	74.00
May-26	58.00	75.00	-212.25	75.00
Jun-26	58.00	76.00	-209.50	76.00
Jul-26	60.00	78.00	-208.00	78.00
Aug-26	63.00	80.00	-208.00	80.00
Q2-26	58.00	75.00	-213.00	75.00
Q3-26	63.00	80.00	-208.25	80.00
Q4-26	71.00	85.00	-205.00	85.00
Q1-27	71.00	83.00	-202.25	83.00
Cal27	71.00	82.00	-201.75	82.00

## Time Spreads Fuel

	Rott 3.5%	Sing 380cst	Rott 0.5%	Sing 0.5%
Jan-26 / Feb-26	-3.30	-0.25	-4.10	-0.50
Feb 26 / Mar 26	-3.50	1.75	-2.50	-1.25
Mar 26 / Apr 26	-2.75	0.50	-1.50	-1.00
Apr 26 / May 26	-1.00	0.00	-1.75	-1.00
May 26 / Jun 26	-0.75	0.00	-1.25	-0.75
Jun 26 / Jul 26	1.00	1.50	-1.00	-0.50
Q2-26 / Q3-26	2.75	4.00	-2.50	-1.25
Q3-26 / Q4-26	8.00	5.25	-0.25	0.25
Q4-26 / Q1-27	-1.75	-3.75	-1.50	-1.75
Cal 27 / Cal 28	1.50	2.25	-8.50	-1.00

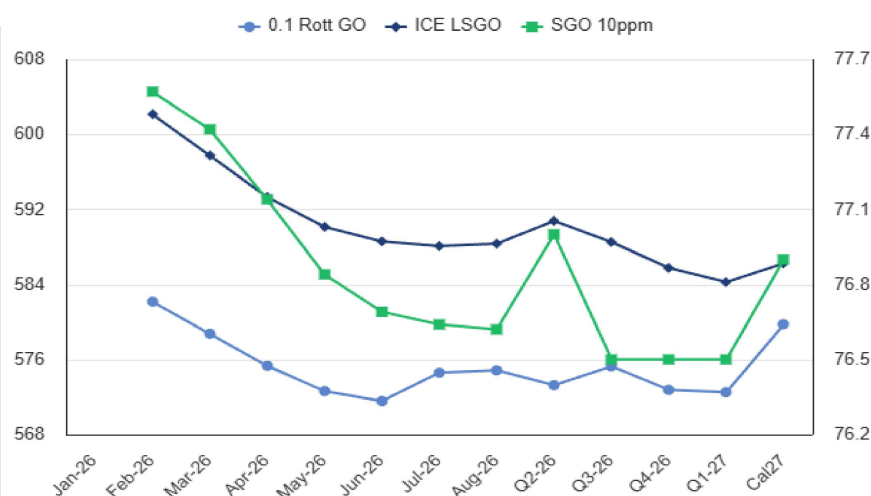
## Gasoil Futures

	Rott 0.1	SGO 10ppm	ICE GO
Jan-26			
Feb-26	582.02	77.55	602.02
Mar-26	578.61	77.40	597.61
Apr-26	575.28	77.12	593.28
May-26	572.62	76.82	590.12
Jun-26	571.57	76.67	588.57
Jul-26	574.58	76.62	588.08
Aug-26	574.75	76.60	588.25
Q2-26	573.25	76.75	590.75
Q3-26	575.25	76.50	588.50
Q4-26	572.75	76.50	585.50
Q1-27	572.50	76.50	584.25
Cal27	579.75	76.85	586.25

## EW Spread

	EW 380	EW 0.5%
Jan-26	28.25	39.25
Feb-26	25.25	35.65
Mar-26	19.95	34.40
Apr-26	16.70	33.90
May-26	15.70	33.15
Jun-26	14.95	32.65
Jul-26	14.45	32.15
Aug-26	14.95	31.90
Q2-26	15.75	33.25
Q3-26	14.50	32.00
Q4-26	17.25	31.50
Q1-27	19.25	31.75
Cal27	19.50	30.75

## Gasoil Forward Curves



### Contact

#### Luke Longhurst

LukeL@freightinvestor.com  
m: (+44) 7874421250

#### Daniel Brown

DanielB@freightinvestor.com  
m: (+44) 7526506959

#### Ricky Forman

RickyF@freightinvestor.com  
m: (+44) 7590245751

#### Sam Twyford

SamT@freightinvestor.com  
m: (+44) 7729118643

#### Archie Smith

ArchieS@freightinvestor.com  
m: (+44) 7355020663

#### Jessie Deng

JessieD@freightinvestor.com  
m: (+86) 13524516743

The information provided in this communication is not intended for retail clients. It is general in nature only and does not constitute advice or an offer to sell, or the solicitation of an offer to purchase any swap or other financial instruments, nor constitute any recommendation on our part. The information has been prepared without considering your investment objectives, financial situation, or knowledge and experience. This material is not a research report and is not intended as such. FIS is not responsible for any trading decisions taken based on this communication. Trading swaps and over-the-counter derivatives, exchange-traded derivatives, and options involve substantial risk and are not suitable for all investors. You are advised to perform an independent investigation to determine whether a transaction is suitable for you. No part of this material may be copied or duplicated in any form by any means or redistributed without our prior written consent. Freight Investor Services Ltd (FIS) is authorised and regulated by the Financial Conduct Authority (FRN: 211452) and is a member of the National Futures Association ("NFA"). Freight Investor Services PTE Ltd ('FIS PTE') is a private limited company, incorporated and registered in Singapore with company number 200603922G, and has subsidiary offices in India and Shanghai. Freight Investor Solutions FZCO ('FIS FZCO') is a private limited company, incorporated and registered in Dubai with company number DMCC1225. Further information about FIS including the location of its offices can be found on our website at [freightinvestorservices.com](http://freightinvestorservices.com)