

Oil and Energy Market News

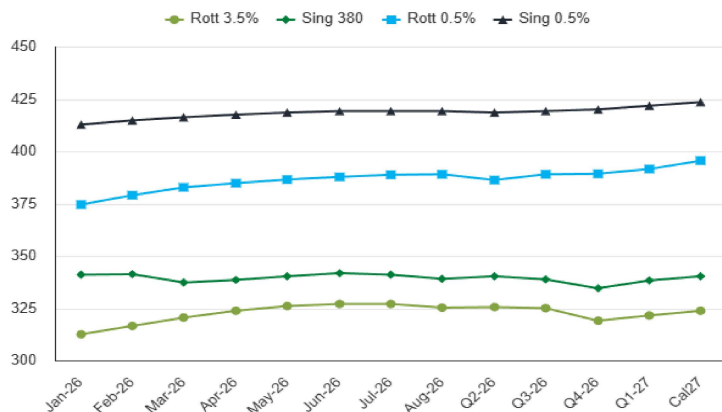
Crude prices are consolidating recent gains following a sharp rally yesterday, supported by renewed supply concerns linked to developments across several key oil-producing regions. Markets are watching geopolitical risks in Venezuela and Russia, unrest in Iran, and today's US non-farm payrolls data. President Trump said he supports a bill to impose tougher sanctions on Russia. Republican Senator Lindsey Graham noted that a vote on legislation penalising countries that buy Russian crude could take place as soon as next week. Trump warned Iran of severe consequences if its government moves to kill protesters amid ongoing unrest, as reports emerged of a nationwide internet blackout on Thursday. More than a dozen oil executives, including representatives from ConocoPhillips, Exxon Mobil, Vitol, Trafigura and Chevron, are set to meet President Trump today to discuss rebuilding Venezuela's energy sector, Reuters reported. PDVSA said negotiations with the US are progressing on oil export terms similar to those agreed with Chevron.

Brent 62.41

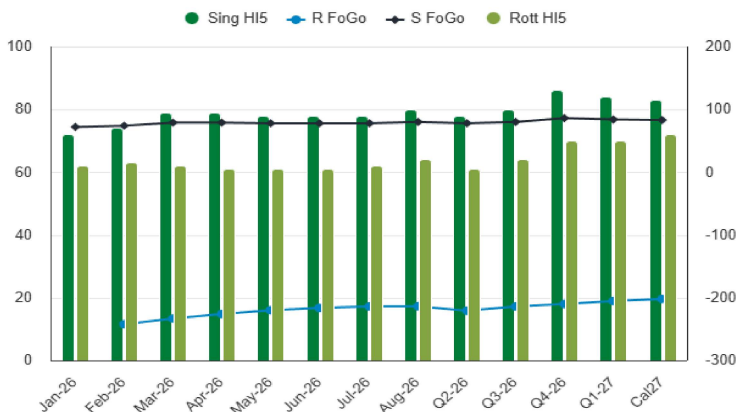
Fuel Oil Futures

	Rott 3.5%	Sing 380cst	Rott 0.5%	Sing 0.5%
Jan-26	312.50	341.00	374.25	412.75
Feb-26	316.50	341.25	379.00	414.75
Mar-26	320.50	337.25	382.75	416.25
Apr-26	323.75	338.50	384.75	417.50
May-26	326.00	340.25	386.50	418.50
Jun-26	327.00	341.75	387.75	419.25
Jul-26	327.00	341.00	388.75	419.25
Aug-26	325.25	339.00	389.00	419.25
Q2-26	325.50	340.25	386.25	418.50
Q3-26	325.00	338.75	389.00	419.25
Q4-26	319.00	334.50	389.25	420.00
Q1-27	321.50	338.25	391.50	421.75
Cal27	323.75	340.25	395.50	423.50

FIS Fuel Oil Futures Forward Curves



FIS Fuel Oil Spreads Forward Curves



Fuel Oil Market News

This morning, HSFO crack prices weakened. The Feb Sing 380 crack is currently down \$1.07/mt from settlement. Even with Brent stronger, Feb Sing 380 flat price sits \$4.25/mt lower on the day. Sing 380 spreads show aggressive movements, with the Feb/Mar up \$1.75/mt from settlement and the rest of the curve showing noticeable losses.

Fuel Oil Futures

	Rott Hi5	Sing Hi5	Rott FoGo	Sing FoGo
Jan-26	62.00	72.00		72.00
Feb-26	63.00	74.00	-242.25	74.00
Mar-26	62.00	79.00	-233.25	79.00
Apr-26	61.00	79.00	-226.00	79.00
May-26	61.00	78.00	-220.00	78.00
Jun-26	61.00	78.00	-216.25	78.00
Jul-26	62.00	78.00	-214.00	78.00
Aug-26	64.00	80.00	-213.75	80.00
Q2-26	61.00	78.00	-220.75	78.00
Q3-26	64.00	80.00	-214.00	80.00
Q4-26	70.00	86.00	-210.00	86.00
Q1-27	70.00	84.00	-205.25	84.00
Cal27	72.00	83.00	-202.00	83.00

Time Spreads Fuel

	Rott 3.5%	Sing 380cst	Rott 0.5%	Sing 0.5%
Jan-26 / Feb-26	-3.90	-0.25	-4.70	-2.00
Feb 26 / Mar 26	-4.00	4.00	-3.75	-1.50
Mar 26 / Apr 26	-3.25	-1.25	-2.00	-1.25
Apr 26 / May 26	-2.25	-1.75	-1.75	-1.00
May 26 / Jun 26	-1.00	-1.50	-1.25	-0.75
Jun 26 / Jul 26	0.00	0.75	-1.00	0.00
Q2-26 / Q3-26	0.50	1.50	-2.75	-0.75
Q3-26 / Q4-26	6.00	4.25	-0.25	-0.75
Q4-26 / Q1-27	-2.50	-3.75	-2.25	-1.75
Cal 27 / Cal 28	1.50	2.25	-8.50	-0.75

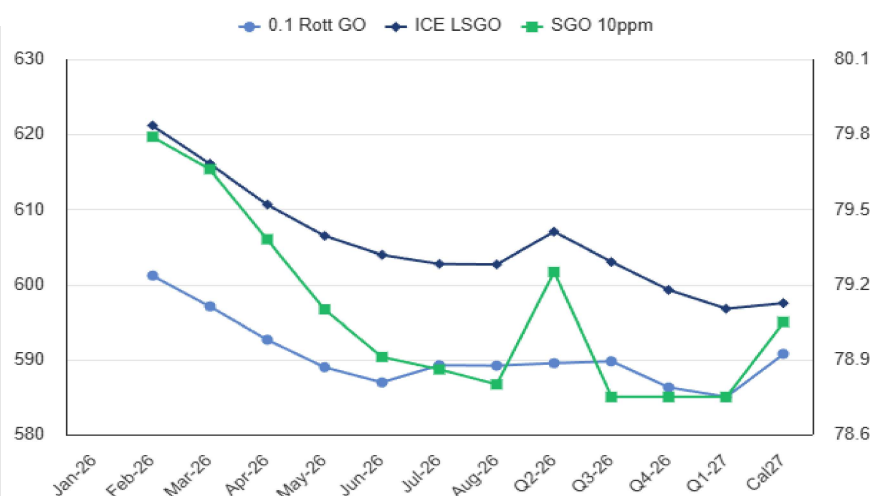
Gasoil Futures

	Rott 0.1	SGO 10ppm	ICE GO
Jan-26			
Feb-26	601.18	79.79	621.18
Mar-26	597.06	79.66	616.06
Apr-26	592.64	79.38	610.64
May-26	588.96	79.10	606.46
Jun-26	586.93	78.91	603.93
Jul-26	589.23	78.86	602.73
Aug-26	589.17	78.80	602.67
Q2-26	589.50	79.25	607.00
Q3-26	589.75	78.75	603.00
Q4-26	586.25	78.75	599.25
Q1-27	585.00	78.75	596.75
Cal27	590.75	79.05	597.50

EW Spread

	EW 380	EW 0.5%
Jan-26	28.50	38.50
Feb-26	24.75	35.80
Mar-26	16.85	33.55
Apr-26	14.85	32.80
May-26	14.35	32.05
Jun-26	14.85	31.55
Jul-26	14.10	30.55
Aug-26	13.85	30.30
Q2-26	14.75	32.25
Q3-26	13.75	30.25
Q4-26	15.50	30.75
Q1-27	16.75	30.25
Cal27	16.50	28.00

Gasoil Forward Curves



Contact

Luke Longhurst

LukeL@freightinvestor.com
m: (+44) 7874421250

Daniel Brown

DanielB@freightinvestor.com
m: (+44) 7526506959

Ricky Forman

RickyF@freightinvestor.com
m: (+44) 7590245751

Sam Twyford

SamT@freightinvestor.com
m: (+44) 7729118643

Archie Smith

ArchieS@freightinvestor.com
m: (+44) 7355020663

Jessie Deng

JessieD@freightinvestor.com
m: (+86) 13524516743

The information provided in this communication is not intended for retail clients. It is general in nature only and does not constitute advice or an offer to sell, or the solicitation of an offer to purchase any swap or other financial instruments, nor constitute any recommendation on our part. The information has been prepared without considering your investment objectives, financial situation, or knowledge and experience. This material is not a research report and is not intended as such. FIS is not responsible for any trading decisions taken based on this communication. Trading swaps and over-the-counter derivatives, exchange-traded derivatives, and options involve substantial risk and are not suitable for all investors. You are advised to perform an independent investigation to determine whether a transaction is suitable for you. No part of this material may be copied or duplicated in any form by any means or redistributed without our prior written consent. Freight Investor Services Ltd (FIS) is authorised and regulated by the Financial Conduct Authority (FRN: 211452) and is a member of the National Futures Association ("NFA"). Freight Investor Services PTE Ltd ('FIS PTE') is a private limited company, incorporated and registered in Singapore with company number 200603922G, and has subsidiary offices in India and Shanghai. Freight Investor Solutions FZCO ('FIS FZCO') is a private limited company, incorporated and registered in Dubai with company number DMCC1225. Further information about FIS including the location of its offices can be found on our website at freightinvestorservices.com