

Oil and Energy Market News

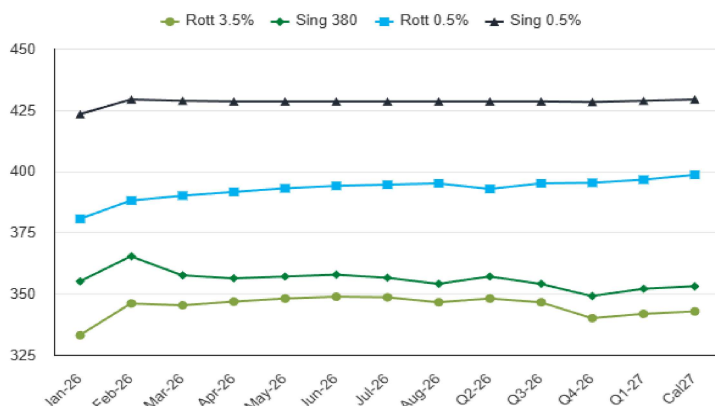
Crude prices are edging higher following the pullback from the Jan. 14 highs, though prices are still showing net gains for the month so far. Geopolitical risks continue to be weighed against persistent oversupply concerns, with the immediate threat of US strikes on Iran appearing to have eased. Despite the reduced near-term risk, the US is continuing to bolster its military presence in the Middle East, with Fox News reporting that at least one aircraft carrier and additional assets are expected to be deployed to the region in the coming days and weeks. Trafigura is preparing to unload its first cargo of Merey 16 crude at the Bullen Bay terminal in Curaçao, where the oil will be stored for potential onward distribution to international markets. Venezuela's acting president Delcy Rodríguez has proposed reforms to the country's hydrocarbons law that would establish two funds to attract dollar-denominated investment from oil sales.

Brent 64.61

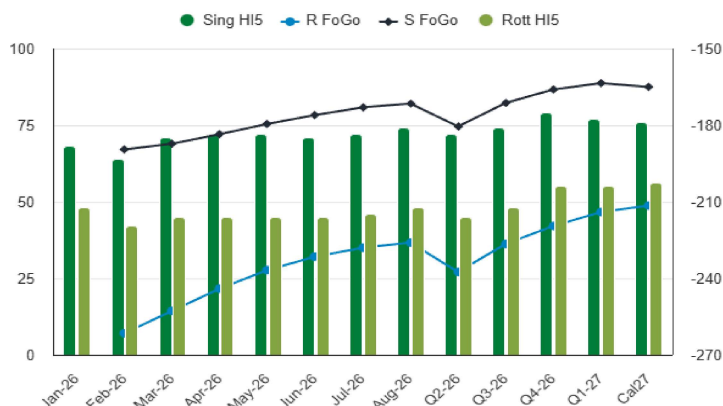
Fuel Oil Futures

	Rott 3.5%	Sing 380cst	Rott 0.5%	Sing 0.5%
Jan-26	333.00	355.00	380.50	423.25
Feb-26	346.00	365.25	388.00	429.25
Mar-26	345.25	357.50	390.00	428.75
Apr-26	346.75	356.25	391.50	428.50
May-26	348.00	357.00	393.00	428.50
Jun-26	348.75	357.75	394.00	428.50
Jul-26	348.50	356.50	394.50	428.50
Aug-26	346.50	354.00	395.00	428.50
Q2-26	348.00	357.00	392.75	428.50
Q3-26	346.50	354.00	395.00	428.50
Q4-26	340.00	349.00	395.25	428.25
Q1-27	341.75	352.00	396.50	428.75
Cal27	342.75	353.00	398.50	429.25

FIS Fuel Oil Futures Forward Curves



FIS Fuel Oil Spreads Forward Curves



Fuel Oil Market News

This morning, HSFO crack prices strengthened. The Feb Rott 3.5% crack is currently up \$0.80/bbl from settlement. With Brent showing small gains, the Feb Rott 3.5% flat price is currently up \$10.50/mt from settlement. The Feb/Mar Rott 3.5% spread is currently up \$1.75/mt from settlement.

Fuel Oil Futures

	Rott HI5	Sing HI5	Rott FoGo	Sing FoGo
Jan-26	48.00	68.00		
Feb-26	42.00	64.00	-261.50	-189.50
Mar-26	45.00	71.00	-252.75	-187.25
Apr-26	45.00	72.00	-244.00	-183.50
May-26	45.00	72.00	-236.75	-179.50
Jun-26	45.00	71.00	-231.50	-176.00
Jul-26	46.00	72.00	-228.00	-173.00
Aug-26	48.00	74.00	-226.00	-171.50
Q2-26	45.00	72.00	-237.50	-180.50
Q3-26	48.00	74.00	-226.50	-171.25
Q4-26	55.00	79.00	-219.50	-166.00
Q1-27	55.00	77.00	-214.00	-163.50
Cal27	56.00	76.00	-211.50	-165.00

Time Spreads Fuel

	Rott 3.5%	Sing 380cst	Rott 0.5%	Sing 0.5%
Jan-26 / Feb-26	-13.10	-10.25	-7.50	-6.00
Feb 26 / Mar 26	0.75	7.75	-2.00	0.50
Mar 26 / Apr 26	-1.50	1.25	-1.50	0.25
Apr 26 / May 26	-1.25	-0.75	-1.50	0.00
May 26 / Jun 26	-0.75	-0.75	-1.00	0.00
Jun 26 / Jul 26	0.25	1.25	-0.50	0.00
Q2-26 / Q3-26	1.50	3.00	-2.25	0.00
Q3-26 / Q4-26	6.50	5.00	-0.25	0.25
Q4-26 / Q1-27	-1.75	-3.00	-1.25	-0.50
Cal 27 / Cal 28	4.00	4.25	-7.75	-0.75

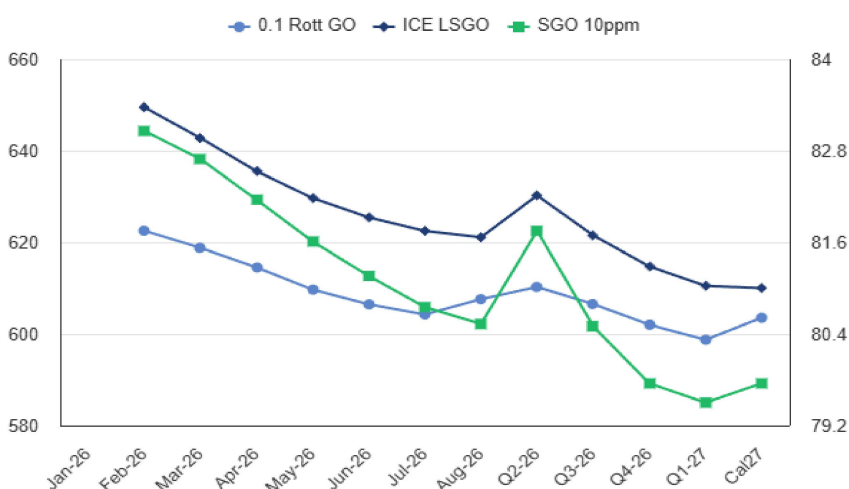
Gasoil Futures

	Rott 0.1	SGO 10ppm	ICE GO
Jan-26			
Feb-26	622.52	83.06	649.52
Mar-26	618.78	82.69	642.78
Apr-26	614.53	82.16	635.53
May-26	609.67	81.61	629.67
Jun-26	606.44	81.16	625.44
Jul-26	604.22	80.75	622.47
Aug-26	607.58	80.53	621.08
Q2-26	610.25	81.75	630.25
Q3-26	606.50	80.50	621.50
Q4-26	602.00	79.75	614.75
Q1-27	598.75	79.50	610.50
Cal27	603.50	79.75	610.00

EW Spread

	EW 380	EW 0.5%
Jan-26	22.00	42.75
Feb-26	19.25	41.25
Mar-26	12.15	38.75
Apr-26	9.40	37.00
May-26	8.90	35.50
Jun-26	8.90	34.50
Jul-26	7.90	34.00
Aug-26	7.40	33.50
Q2-26	9.00	35.75
Q3-26	7.50	33.50
Q4-26	9.00	33.00
Q1-27	10.25	32.25
Cal27	10.25	30.75

Gasoil Forward Curves



Contact

Luke Longhurst

LukeL@freightinvestor.com
m: (+44) 7874421250

Daniel Brown

DanielB@freightinvestor.com
m: (+44) 7526506959

Ricky Forman

RickyF@freightinvestor.com
m: (+44) 7590245751

Sam Twyford

SamT@freightinvestor.com
m: (+44) 7729118643

Archie Smith

ArchieS@freightinvestor.com
m: (+44) 7355020663

Jessie Deng

JessieD@freightinvestor.com
m: (+86) 13524516743

The information provided in this communication is not intended for retail clients. It is general in nature only and does not constitute advice or an offer to sell, or the solicitation of an offer to purchase any swap or other financial instruments, nor constitute any recommendation on our part. The information has been prepared without considering your investment objectives, financial situation, or knowledge and experience. This material is not a research report and is not intended as such. FIS is not responsible for any trading decisions taken based on this communication. Trading swaps and over-the-counter derivatives, exchange-traded derivatives, and options involve substantial risk and are not suitable for all investors. You are advised to perform an independent investigation to determine whether a transaction is suitable for you. No part of this material may be copied or duplicated in any form by any means or redistributed without our prior written consent. Freight Investor Services Ltd (FIS) is authorised and regulated by the Financial Conduct Authority (FRN: 211452) and is a member of the National Futures Association ("NFA"). Freight Investor Services PTE Ltd ('FIS PTE') is a private limited company, incorporated and registered in Singapore with company number 200603922G, and has subsidiary offices in India and Shanghai. Freight Investor Solutions FZCO ('FIS FZCO') is a private limited company, incorporated and registered in Dubai with company number DMCC1225. Further information about FIS including the location of its offices can be found on our website at freightinvestorservices.com