

Oil and Energy Market News

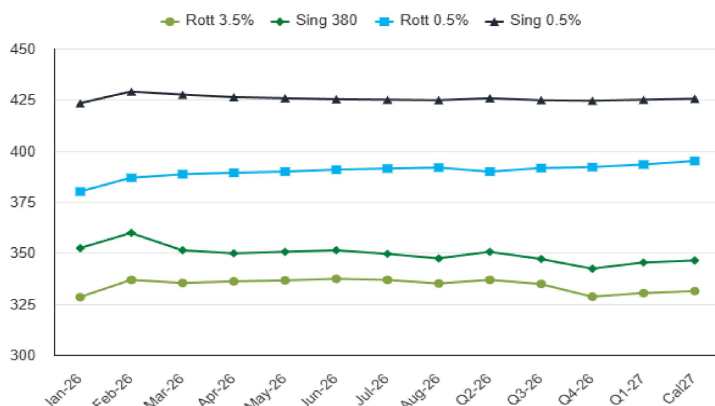
Crude markets are edging lower in line with broader risk-off sentiment, as markets digest the US tariff threat toward EU countries over the week-end and geopolitical attention shifts toward Greenland. Iran-related supply risks eased last week, though the continued US military build-up in the Middle East suggests the possibility of a strike remains. The US is moving quickly to grant Chevron an expanded license to boost oil production in Venezuela, US Energy Secretary Chris Wright told Reuters. Oversupply concerns continue to dominate the medium-term outlook, with the IEA set to publish its first monthly oil market report of the year on Wednesday. Mangalore Refinery has halted imports of Russian crude but said the move has not materially impacted refining margins, while the company is actively seeking Venezuelan barrels.

Brent 63.62

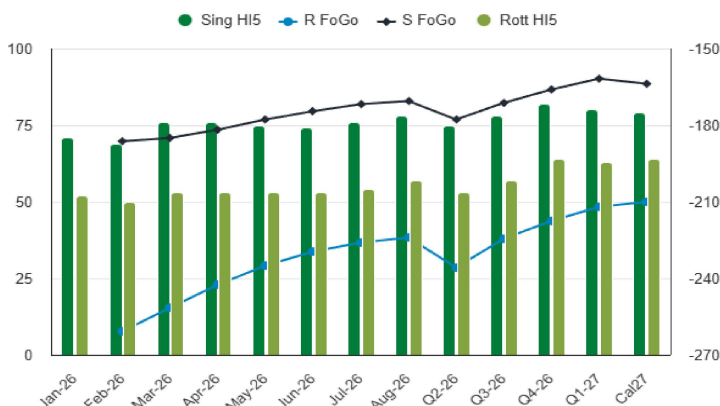
Fuel Oil Futures

	Rott 3.5%	Sing 380cst	Rott 0.5%	Sing 0.5%
Jan-26	328.25	352.25	380.00	423.25
Feb-26	336.75	359.75	386.75	429.00
Mar-26	335.25	351.25	388.50	427.50
Apr-26	336.00	349.75	389.25	426.25
May-26	336.50	350.50	389.75	425.75
Jun-26	337.25	351.25	390.75	425.25
Jul-26	336.75	349.50	391.25	425.00
Aug-26	335.00	347.25	391.75	424.75
Q2-26	336.75	350.50	389.75	425.75
Q3-26	334.75	347.00	391.50	424.75
Q4-26	328.50	342.25	392.00	424.50
Q1-27	330.25	345.25	393.25	425.00
Cal27	331.25	346.25	395.00	425.50

FIS Fuel Oil Futures Forward Curves



FIS Fuel Oil Spreads Forward Curves



Fuel Oil Market News

This morning, VLSFO crack prices strengthened. The Feb Sing 0.5% crack is currently up \$0.40/bbl from settlement. Although, with Brent lower on the day, Sing 0.5% flat price is currently down \$0.75/mt from settlement. The Feb/Mar Sing 0.5% spread is up \$0.50/mt from settlement.

Fuel Oil Futures

	Rott HI5	Sing HI5	Rott FoGo	Sing FoGo
Jan-26	52.00	71.00		
Feb-26	50.00	69.00	-260.75	-186.25
Mar-26	53.00	76.00	-251.50	-184.75
Apr-26	53.00	76.00	-242.25	-181.75
May-26	53.00	75.00	-235.00	-177.75
Jun-26	53.00	74.00	-229.50	-174.50
Jul-26	54.00	76.00	-225.75	-171.75
Aug-26	57.00	78.00	-223.75	-170.25
Q2-26	53.00	75.00	-235.75	-177.75
Q3-26	57.00	78.00	-224.50	-171.25
Q4-26	64.00	82.00	-217.25	-166.00
Q1-27	63.00	80.00	-211.75	-161.75
Cal27	64.00	79.00	-209.75	-163.50

Time Spreads Fuel

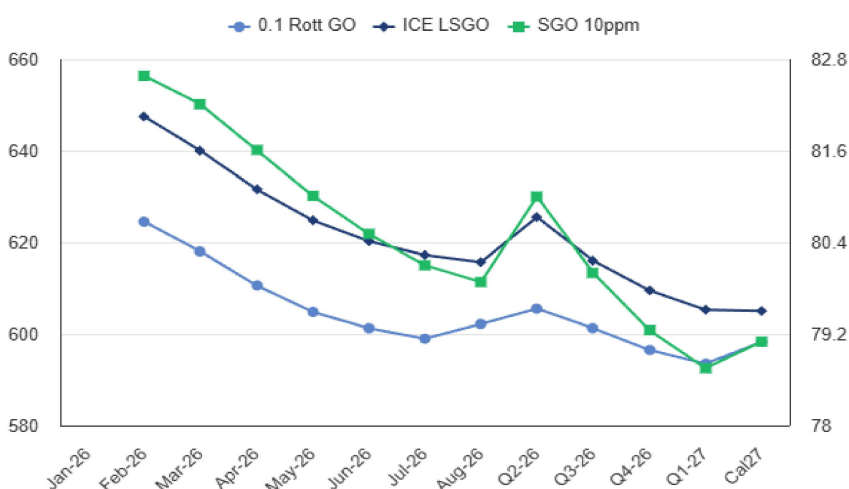
	Rott 3.5%	Sing 380cst	Rott 0.5%	Sing 0.5%
Jan-26 / Feb-26	-8.55	-7.50	-6.65	-5.75
Feb 26 / Mar 26	1.50	8.50	-1.75	1.50
Mar 26 / Apr 26	-0.75	1.50	-0.75	1.25
Apr 26 / May 26	-0.50	-0.75	-0.50	0.50
May 26 / Jun 26	-0.75	-0.75	-1.00	0.50
Jun 26 / Jul 26	0.50	1.75	-0.50	0.25
Q2-26 / Q3-26	2.00	3.50	-1.75	1.00
Q3-26 / Q4-26	6.25	4.75	-0.50	0.25
Q4-26 / Q1-27	-1.75	-3.00	-1.25	-0.50
Cal 27 / Cal 28	4.00	4.50	-7.75	-1.25

Gasoil Futures

	Rott 0.1	SGO 10ppm	ICE GO
Jan-26			
Feb-26	624.38	82.57	647.38
Mar-26	617.81	82.20	639.81
Apr-26	610.43	81.60	631.43
May-26	604.67	81.00	624.67
Jun-26	601.03	80.50	620.03
Jul-26	598.72	80.09	616.97
Aug-26	602.00	79.87	615.50
Q2-26	605.50	81.00	625.50
Q3-26	601.00	80.00	616.00
Q4-26	596.50	79.25	609.25
Q1-27	593.50	78.75	605.00
Cal27	598.25	79.05	604.75

EW Spread

	EW 380	EW 0.5%
Jan-26	24.00	43.25
Feb-26	23.00	42.35
Mar-26	15.95	39.10
Apr-26	13.70	37.10
May-26	13.95	36.10
Jun-26	13.95	34.60
Jul-26	12.70	33.85
Aug-26	12.20	33.10
Q2-26	13.75	36.00
Q3-26	12.25	33.25
Q4-26	13.75	32.50
Q1-27	15.00	31.75
Cal27	15.00	30.50

Gasoil Forward Curves

Contact
Luke Longhurst

LukeL@freightinvestor.com
m: (+44) 7874421250

Daniel Brown

DanielB@freightinvestor.com
m: (+44) 7526506959

Ricky Forman

RickyF@freightinvestor.com
m: (+44) 7590245751

Sam Twyford

SamT@freightinvestor.com
m: (+44) 7729118643

Archie Smith

ArchieS@freightinvestor.com
m: (+44) 7355020663

Jessie Deng

JessieD@freightinvestor.com
m: (+86) 13524516743

The information provided in this communication is not intended for retail clients. It is general in nature only and does not constitute advice or an offer to sell, or the solicitation of an offer to purchase any swap or other financial instruments, nor constitute any recommendation on our part. The information has been prepared without considering your investment objectives, financial situation, or knowledge and experience. This material is not a research report and is not intended as such. FIS is not responsible for any trading decisions taken based on this communication. Trading swaps and over-the-counter derivatives, exchange-traded derivatives, and options involve substantial risk and are not suitable for all investors. You are advised to perform an independent investigation to determine whether a transaction is suitable for you. No part of this material may be copied or duplicated in any form by any means or redistributed without our prior written consent. Freight Investor Services Ltd (FIS) is authorised and regulated by the Financial Conduct Authority (FRN: 211452) and is a member of the National Futures Association ("NFA"). Freight Investor Services PTE Ltd ('FIS PTE') is a private limited company, incorporated and registered in Singapore with company number 200603922G, and has subsidiary offices in India and Shanghai. Freight Investor Solutions FZCO ('FIS FZCO') is a private limited company, incorporated and registered in Dubai with company number DMCC1225. Further information about FIS including the location of its offices can be found on our website at freightinvestorservices.com