

## Oil and Energy Market News

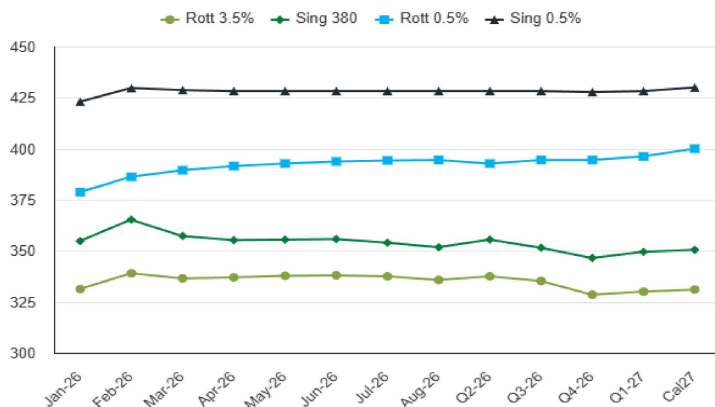
Markets have been unsettled by President Trump's renewed push to take control of Greenland, weighing on crude prices despite supply support from outages at two major Kazakh oil fields. Oil remains under pressure amid expectations of a supply glut and deteriorating global risk sentiment, with attention turning to the IEA's monthly oil market outlook due later today. Kazakhstan's Tengiz and Korolev oil fields may remain offline for a further 7–10 days after shutting on Jan. 18, according to Reuters. The US government plans to allow additional trading firms beyond Vitol and Trafigura to purchase Venezuelan crude, a Trump administration official said. The move, expected to take the form of a general license easing sanctions, would require Venezuelan oil sales to be routed through the US market.

Brent 64.22

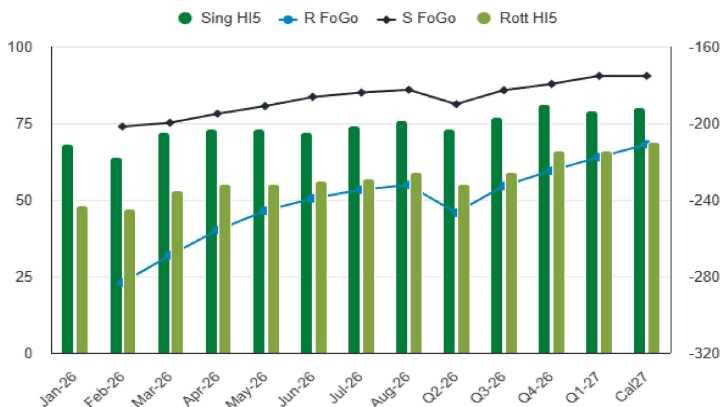
## Fuel Oil Futures

	Rott 3.5%	Sing 380cst	Rott 0.5%	Sing 0.5%
Jan-26	331.25	354.75	378.75	423.00
Feb-26	339.00	365.25	386.25	429.75
Mar-26	336.50	357.25	389.50	428.75
Apr-26	337.00	355.25	391.50	428.25
May-26	337.75	355.50	392.75	428.25
Jun-26	338.00	355.75	393.75	428.25
Jul-26	337.50	354.00	394.25	428.25
Aug-26	335.75	351.75	394.50	428.25
Q2-26	337.50	355.50	392.75	428.25
Q3-26	335.25	351.50	394.50	428.25
Q4-26	328.50	346.50	394.50	427.75
Q1-27	330.00	349.50	396.25	428.25
Cal27	331.00	350.50	400.00	430.00

## FIS Fuel Oil Futures Forward Curves



## FIS Fuel Oil Spreads Forward Curves



## Fuel Oil Market News

This morning, VLSFO crack prices strengthen, the Feb Sing 0.5% crack is currently up \$0.29/bbl from settlement. Although, with Brent lower on the day, Feb Sing 0.5% flat price weakens, currently down \$1.75/mt from settlement. The Feb/Mar Sing 0.5% spread is currently up \$0.25/mt from settlement.

## Fuel Oil Futures

	Rott HI5	Sing HI5	Rott FoGo	Sing FoGo
Jan-26	48.00	68.00		
Feb-26	47.00	64.00	-283.25	-201.75
Mar-26	53.00	72.00	-268.75	-199.75
Apr-26	55.00	73.00	-255.50	-195.00
May-26	55.00	73.00	-245.75	-190.75
Jun-26	56.00	72.00	-239.00	-186.00
Jul-26	57.00	74.00	-234.50	-183.75
Aug-26	59.00	76.00	-232.25	-182.50
Q2-26	55.00	73.00	-246.75	-190.00
Q3-26	59.00	77.00	-232.75	-182.75
Q4-26	66.00	81.00	-224.50	-177.50
Q1-27	66.00	79.00	-217.50	-175.25
Cal27	69.00	80.00	-210.75	-175.00

## Time Spreads Fuel

	Rott 3.5%	Sing 380cst	Rott 0.5%	Sing 0.5%
Jan-26 / Feb-26	-7.70	-10.50	-7.50	-6.75
Feb 26 / Mar 26	2.50	8.00	-3.25	1.00
Mar 26 / Apr 26	-0.50	2.00	-2.00	0.50
Apr 26 / May 26	-0.75	-0.25	-1.25	0.00
May 26 / Jun 26	-0.25	-0.25	-1.00	0.00
Jun 26 / Jul 26	0.50	1.75	-0.50	0.00
Q2-26 / Q3-26	2.25	4.00	-1.75	0.00
Q3-26 / Q4-26	6.75	5.00	0.00	0.50
Q4-26 / Q1-27	-1.50	-3.00	-1.75	-0.50
Cal 27 / Cal 28	3.75	4.25	-8.75	-1.50

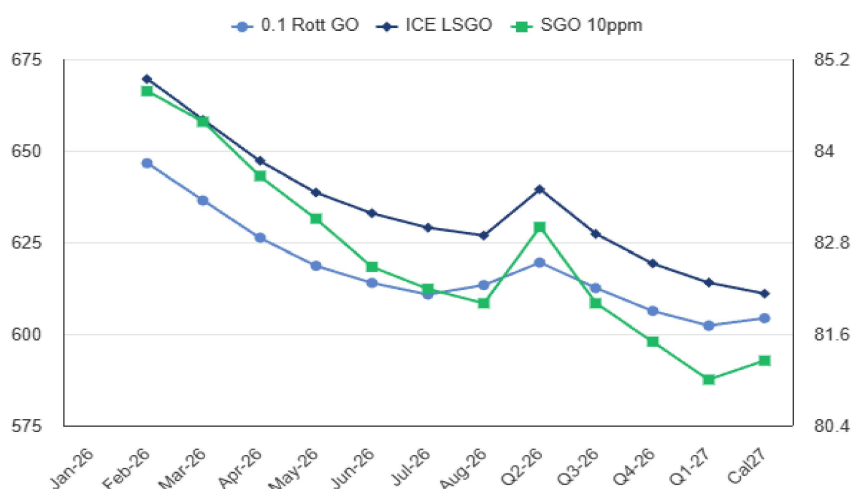
## Gasoil Futures

	Rott 0.1	SGO 10ppm	ICE GO
Jan-26			
Feb-26	646.40	84.75	669.40
Mar-26	636.22	84.35	658.22
Apr-26	626.06	83.64	647.06
May-26	618.50	83.08	638.50
Jun-26	613.81	82.45	632.81
Jul-26	610.61	82.16	628.86
Aug-26	613.29	81.97	626.79
Q2-26	619.50	83.00	639.50
Q3-26	612.25	82.00	627.25
Q4-26	606.25	81.25	619.00
Q1-27	602.25	81.00	613.75
Cal27	604.25	81.20	610.75

## EW Spread

	EW 380	EW 0.5%
Jan-26	23.50	44.25
Feb-26	26.25	43.50
Mar-26	20.80	39.25
Apr-26	18.30	36.75
May-26	17.80	35.50
Jun-26	17.80	34.50
Jul-26	16.55	34.00
Aug-26	16.05	33.75
Q2-26	18.00	35.50
Q3-26	16.25	33.75
Q4-26	18.00	33.25
Q1-27	19.50	32.00
Cal27	19.50	30.00

## Gasoil Forward Curves



### Contact

#### Luke Longhurst

LukeL@freightinvestor.com  
m: (+44) 7874421250

#### Daniel Brown

DanielB@freightinvestor.com  
m: (+44) 7526506959

#### Ricky Forman

RickyF@freightinvestor.com  
m: (+44) 7590245751

#### Sam Twyford

SamT@freightinvestor.com  
m: (+44) 7729118643

#### Archie Smith

ArchieS@freightinvestor.com  
m: (+44) 7355020663

#### Jessie Deng

JessieD@freightinvestor.com  
m: (+86) 13524516743

The information provided in this communication is not intended for retail clients. It is general in nature only and does not constitute advice or an offer to sell, or the solicitation of an offer to purchase any swap or other financial instruments, nor constitute any recommendation on our part. The information has been prepared without considering your investment objectives, financial situation, or knowledge and experience. This material is not a research report and is not intended as such. FIS is not responsible for any trading decisions taken based on this communication. Trading swaps and over-the-counter derivatives, exchange-traded derivatives, and options involve substantial risk and are not suitable for all investors. You are advised to perform an independent investigation to determine whether a transaction is suitable for you. No part of this material may be copied or duplicated in any form by any means or redistributed without our prior written consent. Freight Investor Services Ltd (FIS) is authorised and regulated by the Financial Conduct Authority (FRN: 211452) and is a member of the National Futures Association ("NFA"). Freight Investor Services PTE Ltd ('FIS PTE') is a private limited company, incorporated and registered in Singapore with company number 200603922G, and has subsidiary offices in India and Shanghai. Freight Investor Solutions FZCO ('FIS FZCO') is a private limited company, incorporated and registered in Dubai with company number DMCC1225. Further information about FIS including the location of its offices can be found on our website at [freightinvestorservices.com](http://freightinvestorservices.com)