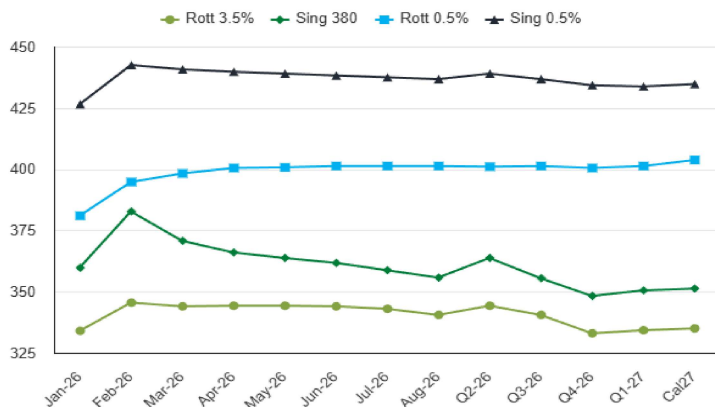
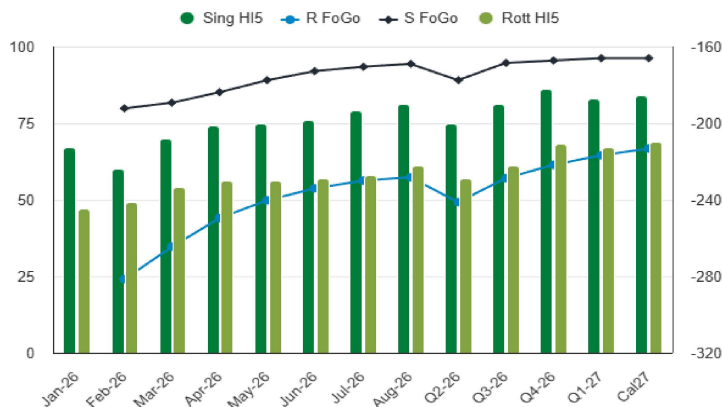


Oil and Energy Market News

Crude prices are modestly lower as the restart of Tengiz output and tentative signs of US-Iran communication ease the upside momentum seen last week. Brent MAR 26 down 0.6%. The CPC Black Sea terminal has completed repairs and resumed operations at mooring 3, after running at reduced capacity since a November drone attack damaged mooring 2. Tengizchevroil said Monday it is gradually ramping production back up at the Tengiz field, according to Reuters. Platts noted that the restart of CPC's SPM-3 and the phased recovery at Tengiz are bearish for Mediterranean light sweet crude differentials, mainly due to improved supply availability. US warships in the Indian Ocean are moving toward the Middle East on the President's orders, in what appears to be a show of force toward Iran's leadership.

Brent 65.61**Fuel Oil Futures**

	Rott 3.5%	Sing 380cst	Rott 0.5%	Sing 0.5%
Jan-26	334.00	359.75	381.00	426.50
Feb-26	345.75	383.00	394.75	442.50
Mar-26	344.25	371.00	398.25	440.75
Apr-26	344.50	366.25	400.50	439.75
May-26	344.50	364.00	400.75	439.00
Jun-26	344.25	362.00	401.25	438.25
Jul-26	343.25	359.00	401.25	437.50
Aug-26	340.75	356.00	401.25	436.75
Q2-26	344.25	364.00	401.00	439.00
Q3-26	340.50	355.75	401.25	436.75
Q4-26	333.25	348.50	400.50	434.25
Q1-27	334.50	350.75	401.25	433.75
Cal27	335.00	351.50	403.75	434.75

FIS Fuel Oil Futures Forward Curves**FIS Fuel Oil Spreads Forward Curves****Fuel Oil Market News**

This afternoon, HSFO crack prices weaken, The Feb Sing 380 crack is now down \$0.34/mt from settlement. With Brent weaker, Feb Sing 380 flat price weakens, currently down \$4.75/mt from settlement. The Feb/Mar Sing 380 spread is currently up \$1.25/mt from settlement.

Fuel Oil Futures

	Rott HI5	Sing HI5	Rott FoGo	Sing FoGo
Jan-26	47.00	67.00		
Feb-26	49.00	60.00	-281.25	-192.25
Mar-26	54.00	70.00	-264.50	-189.25
Apr-26	56.00	74.00	-249.75	-183.75
May-26	56.00	75.00	-240.25	-177.50
Jun-26	57.00	76.00	-234.00	-172.75
Jul-26	58.00	78.00	-230.00	-170.50
Aug-26	61.00	81.00	-228.25	-169.00
Q2-26	57.00	75.00	-241.25	-177.50
Q3-26	61.00	81.00	-228.75	-168.50
Q4-26	67.00	86.00	-221.75	-167.25
Q1-27	67.00	83.00	-216.75	-166.00
Cal27	69.00	83.00	-213.25	-166.00

Time Spreads Fuel

	Rott 3.5%	Sing 380cst	Rott 0.5%	Sing 0.5%
Jan-26 / Feb-26	-11.65	-23.25	-13.85	-16.00
Feb 26 / Mar 26	1.50	12.00	-3.50	1.75
Mar 26 / Apr 26	-0.25	4.75	-2.25	1.00
Apr 26 / May 26	0.00	2.25	-0.25	0.75
May 26 / Jun 26	0.25	2.00	-0.50	0.75
Jun 26 / Jul 26	1.00	3.00	0.00	0.75
Q2-26 / Q3-26	3.75	8.25	-0.25	2.25
Q3-26 / Q4-26	7.25	7.25	0.75	2.50
Q4-26 / Q1-27	-1.25	-2.25	-0.75	0.50
Cal 27 / Cal 28	3.75	4.25	-6.75	-0.50

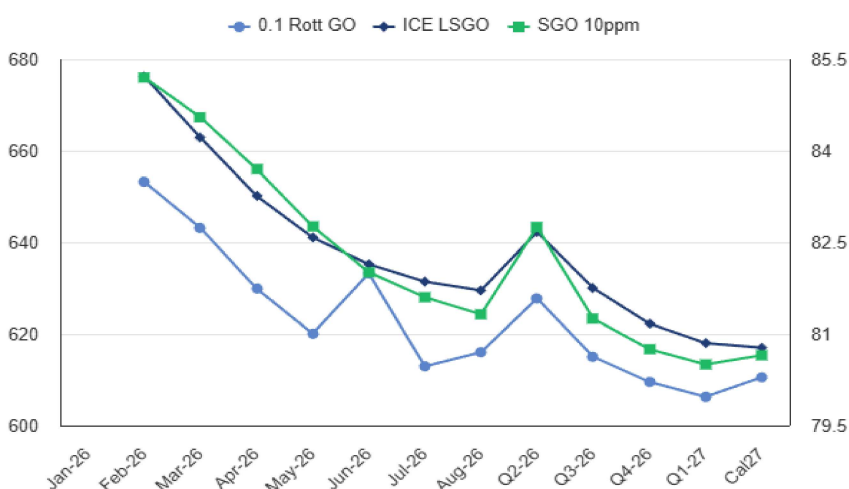
Gasoil Futures

	Rott 0.1	SGO 10ppm	ICE GO
Jan-26			
Feb-26	653.22	85.20	676.22
Mar-26	643.14	84.55	662.89
Apr-26	630.00	83.70	650.25
May-26	620.08	82.76	641.08
Jun-26	633.23	82.01	635.23
Jul-26	612.91	81.60	631.41
Aug-26	616.00	81.32	629.50
Q2-26	627.75	82.75	642.25
Q3-26	615.00	81.25	630.00
Q4-26	609.50	80.75	622.25
Q1-27	606.25	80.50	618.00
Cal27	610.50	80.65	617.00

EW Spread

	EW 380	EW 0.5%
Jan-26	25.75	45.50
Feb-26	37.25	47.65
Mar-26	26.85	42.40
Apr-26	21.85	39.15
May-26	19.60	38.15
Jun-26	17.85	36.90
Jul-26	15.85	36.15
Aug-26	15.35	35.40
Q2-26	19.75	38.00
Q3-26	15.25	35.50
Q4-26	15.25	33.75
Q1-27	16.25	32.50
Cal27	16.50	31.00

Gasoil Forward Curves



Contact

Luke Longhurst

LukeL@freightinvestor.com
m: (+44) 7874421250

Daniel Brown

DanielB@freightinvestor.com
m: (+44) 7526506959

Ricky Forman

RickyF@freightinvestor.com
m: (+44) 7590245751

Sam Twyford

SamT@freightinvestor.com
m: (+44) 7729118643

Archie Smith

ArchieS@freightinvestor.com
m: (+44) 7355020663

Jessie Deng

JessieD@freightinvestor.com
m: (+86) 13524516743

The information provided in this communication is not intended for retail clients. It is general in nature only and does not constitute advice or an offer to sell, or the solicitation of an offer to purchase any swap or other financial instruments, nor constitute any recommendation on our part. The information has been prepared without considering your investment objectives, financial situation, or knowledge and experience. This material is not a research report and is not intended as such. FIS is not responsible for any trading decisions taken based on this communication. Trading swaps and over-the-counter derivatives, exchange-traded derivatives, and options involve substantial risk and are not suitable for all investors. You are advised to perform an independent investigation to determine whether a transaction is suitable for you. No part of this material may be copied or duplicated in any form by any means or redistributed without our prior written consent. Freight Investor Services Ltd (FIS) is authorised and regulated by the Financial Conduct Authority (FRN: 211452) and is a member of the National Futures Association ("NFA"). Freight Investor Services PTE Ltd ('FIS PTE') is a private limited company, incorporated and registered in Singapore with company number 200603922G, and has subsidiary offices in India and Shanghai. Freight Investor Solutions FZCO ('FIS FZCO') is a private limited company, incorporated and registered in Dubai with company number DMCC1225. Further information about FIS including the location of its offices can be found on our website at freightinvestorservices.com