

## Oil and Energy Market News

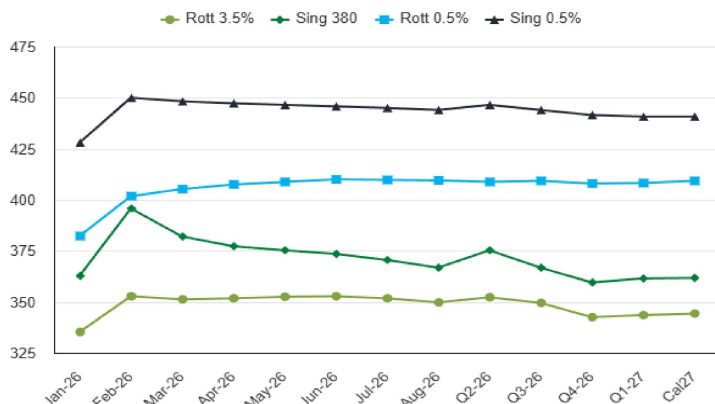
Crude prices are maintaining yesterday's gains and hovering near their highest levels since September, as markets continue to track geopolitical tensions in Iran, the gradual recovery of Kazakhstan's supply, and ongoing cold weather disruptions in the US. President Trump told Axios on Monday that the situation with Iran is "in flux," noting the deployment of a large naval presence to the region, but added that he believes Tehran genuinely wants to reach an agreement. Kazakhstan's Tengiz oilfield is expected to fully restore production within a week, Energy Minister Akkenzhenov said, according to Interfax. Kazakhstan is likely to remain within its OPEC+ production quota due to the recent decline in output, the Energy Minister said. OPEC+ is widely expected to maintain its pause on output increases for March at Sunday's meeting. Prospects for near-term tariff relief for India may have dimmed after US Trade Representative Jamieson Greer said further progress is needed to address US concerns over India's purchases of Russian oil.

Brent 67.24

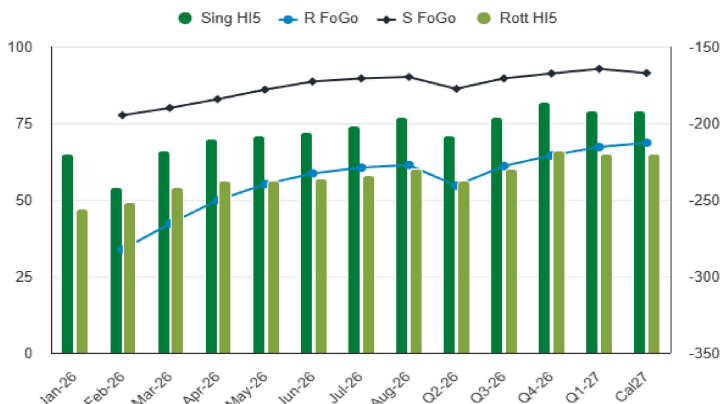
## Fuel Oil Futures

	Rott 3.5%	Sing 380cst	Rott 0.5%	Sing 0.5%
Jan-26	335.25	362.75	382.25	428.00
Feb-26	352.75	395.75	401.75	450.00
Mar-26	351.25	382.00	405.25	448.25
Apr-26	351.75	377.25	407.50	447.25
May-26	352.50	375.25	408.75	446.50
Jun-26	352.75	373.50	410.00	445.75
Jul-26	351.75	370.50	409.75	445.00
Aug-26	349.75	366.75	409.50	444.00
Q2-26	352.25	375.25	408.75	446.50
Q3-26	349.50	366.75	409.25	444.00
Q4-26	342.50	359.50	408.00	441.50
Q1-27	343.50	361.50	408.25	440.75
Cal27	344.25	361.75	409.25	440.75

## FIS Fuel Oil Futures Forward Curves



## FIS Fuel Oil Spreads Forward Curves



## Fuel Oil Market News

This morning, HSFO crack prices strengthen. The Feb Sing 380 crack is currently up \$0.56/mt from settlement. Even with Brent weaker on the day, Feb Sing 380 flat price is currently up \$4.50/mt from settlement. The Feb/Mar Sing 380 is currently up \$1.75/mt from settlement.

## Fuel Oil Futures

	Rott HI5	Sing HI5	Rott FoGo	Sing FoGo
Jan-26	47.00	65.00		
Feb-26	49.00	54.00	-282.50	-194.75
Mar-26	54.00	66.00	-265.50	-190.00
Apr-26	56.00	70.00	-250.25	-184.25
May-26	56.00	71.00	-239.75	-178.00
Jun-26	57.00	72.00	-232.75	-172.75
Jul-26	58.00	74.00	-229.00	-170.75
Aug-26	60.00	77.00	-227.25	-169.75
Q2-26	56.00	71.00	-240.75	-177.50
Q3-26	60.00	77.00	-228.00	-170.75
Q4-26	66.00	82.00	-221.00	-167.50
Q1-27	65.00	79.00	-215.50	-164.50
Cal27	65.00	79.00	-212.75	-167.25

**Time Spreads Fuel**

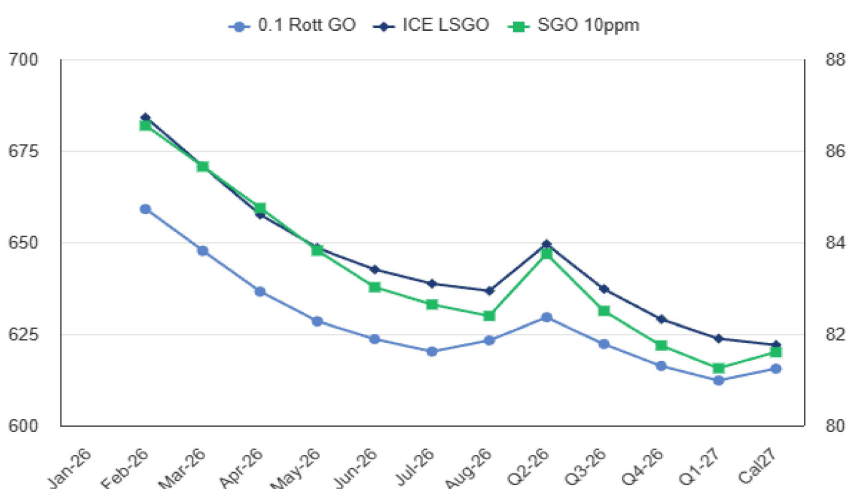
	Rott 3.5%	Sing 380cst	Rott 0.5%	Sing 0.5%
Jan-26 / Feb-26	-17.50	-33.00	-19.40	-22.00
Feb 26 / Mar 26	1.50	13.75	-3.50	1.75
Mar 26 / Apr 26	-0.50	4.75	-2.25	1.00
Apr 26 / May 26	-0.75	2.00	-1.25	0.75
May 26 / Jun 26	-0.25	1.75	-1.25	0.75
Jun 26 / Jul 26	1.00	3.00	0.25	0.75
Q2-26 / Q3-26	2.75	8.50	-0.50	2.50
Q3-26 / Q4-26	7.00	7.25	1.25	2.50
Q4-26 / Q1-27	-1.00	-2.00	-0.25	0.75
Cal 27 / Cal 28	3.75	4.50	-6.00	0.75

**Gasoil Futures**

	Rott 0.1	SGO 10ppm	ICE GO
Jan-26			
Feb-26	659.08	86.55	684.08
Mar-26	647.67	85.65	670.67
Apr-26	636.54	84.75	657.54
May-26	628.42	83.82	648.42
Jun-26	623.60	83.02	642.60
Jul-26	620.20	82.64	638.70
Aug-26	623.25	82.39	636.75
Q2-26	629.50	83.75	649.50
Q3-26	622.25	82.50	637.25
Q4-26	616.25	81.75	629.00
Q1-27	612.25	81.25	623.75
Cal27	615.50	81.60	622.00

**EW Spread**

	EW 380	EW 0.5%
Jan-26	27.50	45.75
Feb-26	43.00	48.35
Mar-26	30.75	43.10
Apr-26	25.50	39.85
May-26	22.75	37.85
Jun-26	20.75	35.85
Jul-26	18.75	35.35
Aug-26	17.00	34.60
Q2-26	23.00	37.75
Q3-26	17.25	34.75
Q4-26	17.00	33.50
Q1-27	18.00	32.50
Cal27	17.50	31.50

**Gasoil Forward Curves**

**Contact**
**Luke Longhurst**

LukeL@freightinvestor.com  
m: (+44) 7874421250

**Daniel Brown**

DanielB@freightinvestor.com  
m: (+44) 7526506959

**Ricky Forman**

RickyF@freightinvestor.com  
m: (+44) 7590245751

**Sam Twyford**

SamT@freightinvestor.com  
m: (+44) 7729118643

**Archie Smith**

ArchieS@freightinvestor.com  
m: (+44) 7355020663

**Jessie Deng**

JessieD@freightinvestor.com  
m: (+86) 13524516743

The information provided in this communication is not intended for retail clients. It is general in nature only and does not constitute advice or an offer to sell, or the solicitation of an offer to purchase any swap or other financial instruments, nor constitute any recommendation on our part. The information has been prepared without considering your investment objectives, financial situation, or knowledge and experience. This material is not a research report and is not intended as such. FIS is not responsible for any trading decisions taken based on this communication. Trading swaps and over-the-counter derivatives, exchange-traded derivatives, and options involve substantial risk and are not suitable for all investors. You are advised to perform an independent investigation to determine whether a transaction is suitable for you. No part of this material may be copied or duplicated in any form by any means or redistributed without our prior written consent. Freight Investor Services Ltd (FIS) is authorised and regulated by the Financial Conduct Authority (FRN: 211452) and is a member of the National Futures Association ("NFA"). Freight Investor Services PTE Ltd ('FIS PTE') is a private limited company, incorporated and registered in Singapore with company number 200603922G, and has subsidiary offices in India and Shanghai. Freight Investor Solutions FZCO ('FIS FZCO') is a private limited company, incorporated and registered in Dubai with company number DMCC1225. Further information about FIS including the location of its offices can be found on our website at [freightinvestorservices.com](http://freightinvestorservices.com)