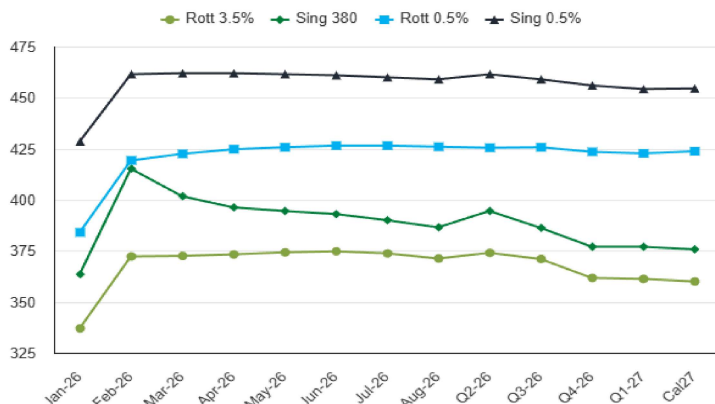
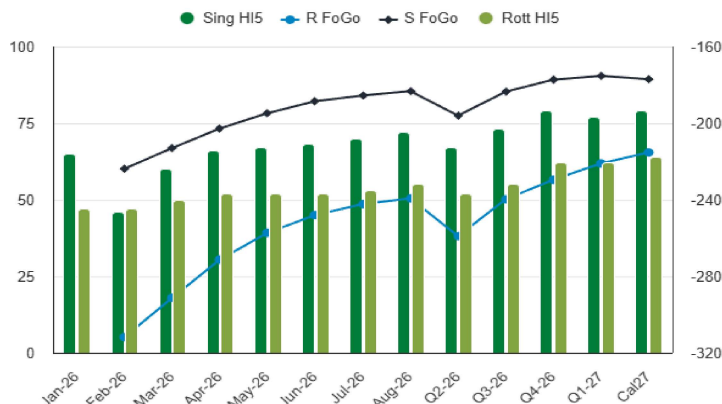


Oil and Energy Market News

Brent has rebounded from earlier declines and is trading firmer today, with markets closely monitoring Middle East developments and escalating rhetoric between the US and Iran. Iran's foreign minister said Tehran is prepared to engage in nuclear talks on an "equal footing," but noted that no meetings with the US are currently scheduled and that Iran's missile and defence capabilities are non-negotiable. Citigroup estimates the Iran-related geopolitical risk premium in Brent at around \$7–10/bbl, though this could ease if a US–Iran agreement is reached later this year. The OPEC+ meeting on Feb. 1 is expected to confirm a pause in output increases for March, although the policy path beyond that remains unclear. The US Treasury has issued a general license permitting Venezuelan oil exports, while Venezuela has also approved reforms to its hydrocarbons law. According to CERA, Venezuela currently ranks as the least attractive destination globally for oil and gas investment, though its sector could begin a recovery by 2030.

Brent 70.79**Fuel Oil Futures**

	Rott 3.5%	Sing 380cst	Rott 0.5%	Sing 0.5%
Jan-26	337.00	363.75	384.00	428.50
Feb-26	372.50	415.50	419.50	461.75
Mar-26	372.75	402.00	422.75	462.25
Apr-26	373.50	396.50	425.00	462.25
May-26	374.50	394.75	426.00	461.75
Jun-26	375.00	393.25	426.75	461.25
Jul-26	374.00	390.25	426.75	460.25
Aug-26	371.50	386.75	426.25	459.25
Q2-26	374.25	394.75	425.75	461.75
Q3-26	371.25	386.50	426.00	459.25
Q4-26	362.00	377.25	423.75	456.25
Q1-27	361.50	377.25	423.00	454.50
Cal27	360.50	376.00	424.00	454.75

FIS Fuel Oil Futures Forward Curves**FIS Fuel Oil Spreads Forward Curves****Fuel Oil Market News**

This afternoon, Feb Sing 0.5% crack price weakens – currently down \$0.28/bbl from settlement. Although, as Feb Rott 0.5% crack pushes, the VLSFO E/W falls, with Feb currently down \$4.00/mt from settlement. With Brent showing small gains, Feb Sing 0.5% flat price sits flat on the day. The Feb/Mar Sing 0.5% spread is currently down \$1.25/mt from settlement.

Fuel Oil Futures

	Rott HI5	Sing HI5	Rott FoGo	Sing FoGo
Jan-26	47.00	65.00		
Feb-26	47.00	46.00	-312.00	-223.75
Mar-26	50.00	60.00	-291.25	-213.00
Apr-26	51.00	66.00	-271.25	-203.00
May-26	51.00	67.00	-257.25	-194.75
Jun-26	52.00	68.00	-248.00	-188.50
Jul-26	53.00	70.00	-242.25	-185.50
Aug-26	55.00	72.00	-239.25	-183.50
Q2-26	52.00	67.00	-259.00	-195.75
Q3-26	55.00	73.00	-239.75	-183.25
Q4-26	62.00	79.00	-229.50	-177.00
Q1-27	62.00	77.00	-221.00	-175.00
Cal27	64.00	79.00	-215.00	-177.00

Time Spreads Fuel

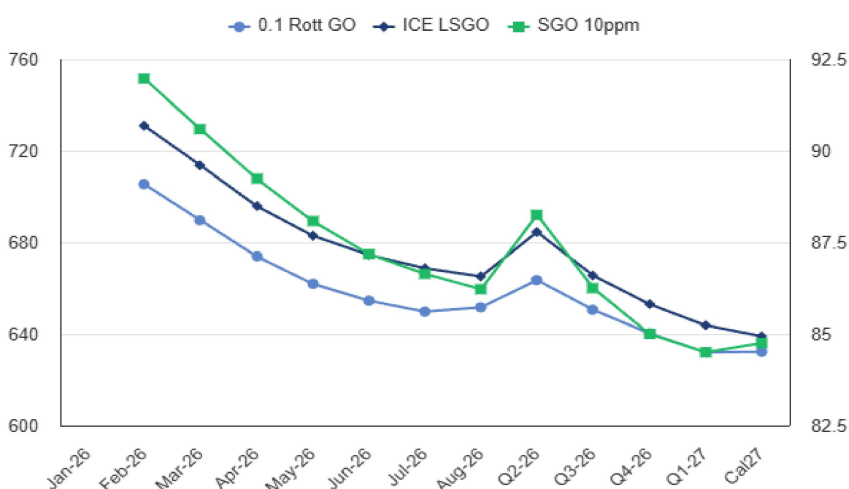
	Rott 3.5%	Sing 380cst	Rott 0.5%	Sing 0.5%
Jan-26 / Feb-26	-35.45	-51.75	-35.40	-33.25
Feb 26 / Mar 26	-0.25	13.50	-3.25	-0.50
Mar 26 / Apr 26	-0.75	5.50	-2.25	0.00
Apr 26 / May 26	-1.00	1.75	-1.00	0.50
May 26 / Jun 26	-0.50	1.50	-0.75	0.50
Jun 26 / Jul 26	1.00	3.00	0.00	1.00
Q2-26 / Q3-26	3.00	8.25	-0.25	2.50
Q3-26 / Q4-26	9.25	9.25	2.25	3.00
Q4-26 / Q1-27	0.50	0.00	0.75	1.75
Cal 27 / Cal 28	5.00	5.00	-6.00	0.50

Gasoil Futures

	Rott 0.1	SGO 10ppm	ICE GO
Jan-26			
Feb-26	705.80	92.02	731.30
Mar-26	689.92	90.64	713.92
Apr-26	674.22	89.29	696.22
May-26	662.17	88.13	683.17
Jun-26	654.75	87.23	674.75
Jul-26	649.86	86.69	668.86
Aug-26	651.79	86.27	665.29
Q2-26	663.75	88.25	684.75
Q3-26	650.75	86.25	665.75
Q4-26	640.50	85.00	653.25
Q1-27	632.25	84.50	644.00
Cal27	632.25	84.80	639.00

EW Spread

	EW 380	EW 0.5%
Jan-26	26.75	44.50
Feb-26	43.00	42.35
Mar-26	29.30	39.60
Apr-26	23.05	37.35
May-26	20.30	35.85
Jun-26	18.30	34.60
Jul-26	16.30	33.60
Aug-26	15.30	33.10
Q2-26	20.50	36.00
Q3-26	15.25	33.25
Q4-26	15.25	32.50
Q1-27	15.75	31.50
Cal27	15.50	30.75

Gasoil Forward Curves

Contact
Luke Longhurst

LukeL@freightinvestor.com
m: (+44) 7874421250

Daniel Brown

DanielB@freightinvestor.com
m: (+44) 7526506959

Ricky Forman

RickyF@freightinvestor.com
m: (+44) 7590245751

Sam Twyford

SamT@freightinvestor.com
m: (+44) 7729118643

Archie Smith

ArchieS@freightinvestor.com
m: (+44) 7355020663

Jessie Deng

JessieD@freightinvestor.com
m: (+86) 13524516743

The information provided in this communication is not intended for retail clients. It is general in nature only and does not constitute advice or an offer to sell, or the solicitation of an offer to purchase any swap or other financial instruments, nor constitute any recommendation on our part. The information has been prepared without considering your investment objectives, financial situation, or knowledge and experience. This material is not a research report and is not intended as such. FIS is not responsible for any trading decisions taken based on this communication. Trading swaps and over-the-counter derivatives, exchange-traded derivatives, and options involve substantial risk and are not suitable for all investors. You are advised to perform an independent investigation to determine whether a transaction is suitable for you. No part of this material may be copied or duplicated in any form by any means or redistributed without our prior written consent. Freight Investor Services Ltd (FIS) is authorised and regulated by the Financial Conduct Authority (FRN: 211452) and is a member of the National Futures Association ("NFA"). Freight Investor Services PTE Ltd ('FIS PTE') is a private limited company, incorporated and registered in Singapore with company number 200603922G, and has subsidiary offices in India and Shanghai. Freight Investor Solutions FZCO ('FIS FZCO') is a private limited company, incorporated and registered in Dubai with company number DMCC1225. Further information about FIS including the location of its offices can be found on our website at freightinvestorservices.com