

FIS CONTAINER FFA REPORT

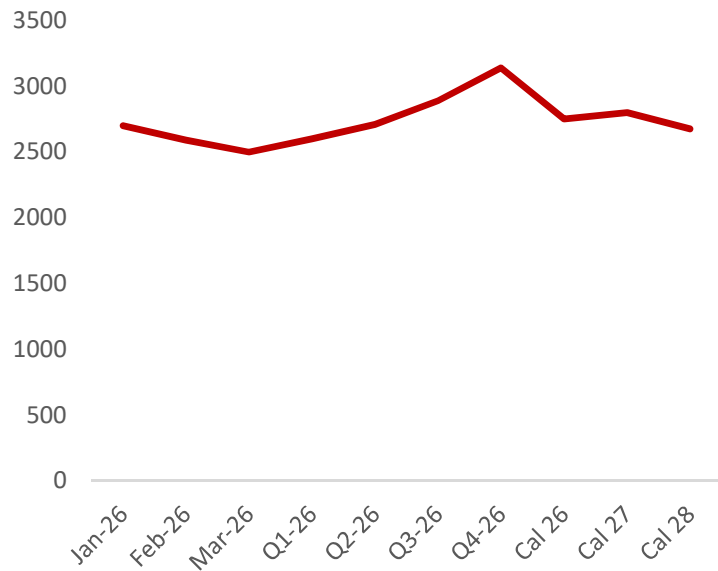
info@freightinvestor.com | freightinvestorservices.com | (+44) 2070901120

1/28/2026

- Over the last week, FBX13 saw the most notable move dropping \$299 to \$4077/FEU. FBX11 also fell by \$211 to \$2802/FEU.
- FBX02 was the only route to see a spot price rise this week, up \$30 to \$286/FEU.
- FBX01, FBX03 and FBX12 all remain unchanged at \$2676/FEU, \$3928/FEU and \$453/FEU respectively.
- CMA CGM have scaled back plans to reroute through the Suez Canal after Houthis signal the potential return of attacks on ships through the lane.

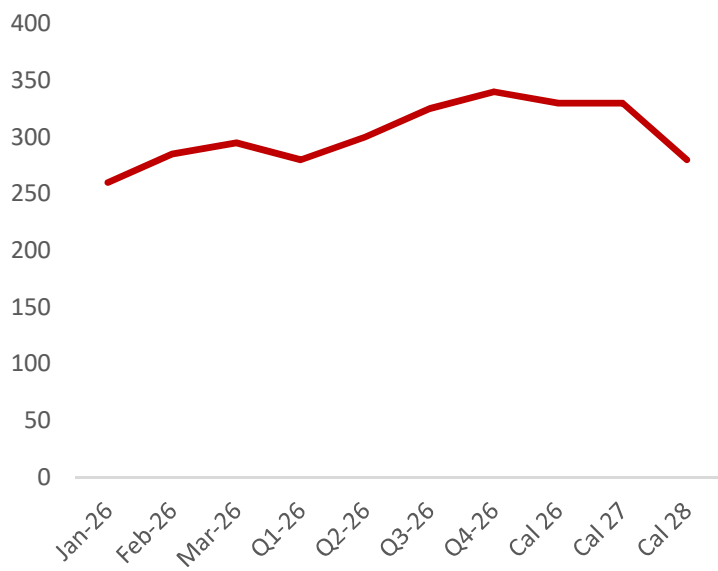
FBX01 - China/East Asia to North America West Coast (\$/FEU)

Period	Bid	Offer	Value
Jan-26	2633	2768	2700
Feb-26	2525	2655	2590
Mar-26	2438	2563	2500
Q1-26	2535	2665	2600
Q2-26	2642	2778	2710
Q3-26	2818	2962	2890
Q4-26	3062	3219	3140
Cal 26	2681	2819	2750
Cal 27	2730	2870	2800
Cal 28	2608	2742	2675
Spot	2676		
MTD	2693		
YTD	2693		



FBX02 - North America West Coast to China/East Asia

Period	Bid	Offer	Value
Jan-26	254	267	260
Feb-26	278	292	285
Mar-26	288	302	295
Q1-26	273	287	280
Q2-26	293	308	300
Q3-26	317	333	325
Q4-26	332	349	340
Cal 26	322	338	330
Cal 27	322	338	330
Cal 28	273	287	280
Spot	286		
MTD	262		
YTD	262		



FBX03 - China/East Asia to North America East Coast (\$/FEU)

Period	Bid	Offer	Value
Jan-26	3754	3946	3850
Feb-26	3632	3818	3725
Mar-26	3510	3690	3600
Q1-26	3632	3818	3725
Q2-26	3705	3895	3800
Q3-26	3924	4126	4025
Q4-26	4022	4228	4125
Cal 26	3803	3998	3900
Cal 27	3754	3946	3850
Cal 28	3510	3690	3600
Spot	3928		
MTD	3953		
YTD	3953		

4200
4100
4000
3900
3800
3700
3600
3500
3400
3300

Jan-26 Feb-26 Mar-26 Q1-26 Q2-26 Q3-26 Q4-26 Cal 26 Cal 27 Cal 28

FBX11 China/East Asia to North Europe (\$/FEU)

Period	Bid	Offer	Value
Jan-26	2828	2973	2900
Feb-26	2681	2819	2750
Mar-26	2511	2639	2575
Q1-26	2681	2819	2750
Q2-26	2340	2460	2400
Q3-26	2389	2511	2450
Q4-26	2486	2614	2550
Cal 26	2486	2614	2550
Cal 27	2486	2614	2550
Cal 28	2486	2614	2550
Spot	2802		
MTD	2922		
YTD	2922		

3100
2600
2100
1600
1100
600

Jan-26 Feb-26 Mar-26 Q1-26 Q2-26 Q3-26 Q4-26 Cal 26 Cal 27 Cal 28

FBX12 - North Europe to China/East Asia (\$/FEU)

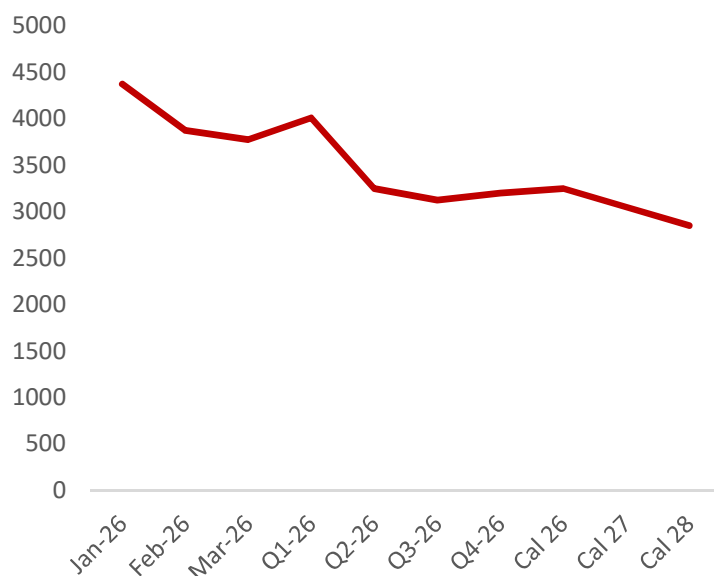
Period	Bid	Offer	Value
Jan-26	444	466	455
Feb-26	400	420	410
Mar-26	400	420	410
Q1-26	414	436	425
Q2-26	400	420	410
Q3-26	390	410	400
Q4-26	424	446	435
Cal 26	390	410	400
Cal 27	390	410	400
Cal 28	346	364	355
Spot	453		
MTD	460		
YTD	460		

500
450
400
350
300
250
200
150
100
50
0

Jan-26 Feb-26 Mar-26 Q1-26 Q2-26 Q3-26 Q4-26 Cal 26 Cal 27 Cal 28

FBX13 - China/East Asia to the Mediterranean (\$/FEU)

Period	Bid	Offer	Value
Jan-26	4266	4484	4375
Feb-26	3778	3972	3875
Mar-26	3681	3869	3775
Q1-26	3910	4110	4010
Q2-26	3169	3331	3250
Q3-26	3047	3203	3125
Q4-26	3120	3280	3200
Cal 26	3169	3331	3250
Cal 27	2974	3126	3050
Cal 28	2779	2921	2850
Spot	4077		
MTD	4584		
YTD	4584		



Written by Kieran Walsh

Samuel Margo

KieranW@freightinvestor.com

t: +44 (0) 204 519 2856

m: +44 (0) 7749701509

SamuelM@freightinvestor.com

m: +44 (0) 7519996844



The information provided in this communication is not intended for retail clients. It is general in nature only and does not constitute advice or an offer to sell, or the solicitation of an offer to purchase any swap or other financial instruments, nor constitute any recommendation on our part. The information has been prepared without considering your investment objectives, financial situation, or knowledge and experience. This material is not a research report and is not intended as such. FIS is not responsible for any trading decisions taken based on this communication. Trading swaps and over-the-counter derivatives, exchange-traded derivatives, and options involve substantial risk and are not suitable for all investors. You are advised to perform an independent investigation to determine whether a transaction is suitable for you. No part of this material may be copied or duplicated in any form by any means or redistributed without our prior written consent. Freight Investor Services Ltd (FIS) is authorised and regulated by the Financial Conduct Authority (FRN: 211452) and is a member of the National Futures Association ("NFA"). Freight Investor Services PTE Ltd ('FIS PTE') is a private limited company, incorporated and registered in Singapore with company number 200603922G, and has subsidiary offices in India and Shanghai. Freight Investor Solutions DMCC ('FIS DMCC') is a private limited company, incorporated and registered in Dubai with company number DMCC1225. Further information about FIS including the location of its offices can be found on our website