

## IN THE NEWS [Bloomberg]

Mol Nyrt. and Gazprom Neft PJSC have agreed on the terms of a deal which will see the Hungarian company gain control of Serbia's only oil refinery, paving the way for the lifting of US sanctions on the plant's operator. Middle Eastern crude prices are diverging, with heavier grades growing cheaper relative to lighter barrels — a shift that's encouraging Asian refiners to favor medium and sour crudes to boost margins. Kazakhstan's largest oil producer temporarily shut production at the Tengiz and Korolev fields as a precautionary measure after two fires at power generators. The official selling price of Indonesia's Sumatran Light crude (SLC), also known as Minas, was set at \$61.97 for December, according to a decree issued by the Energy and Mineral Resources Ministry. Petroleos Mexicanos will increase investment in hydrocarbon extraction via hydraulic fracturing by 66% this year versus 2025, according to information disclosed to local newspaper El Universal.

## COMING TODAY (All times London)

China's third batch of December trade data, including country breakdowns for energy and commodities

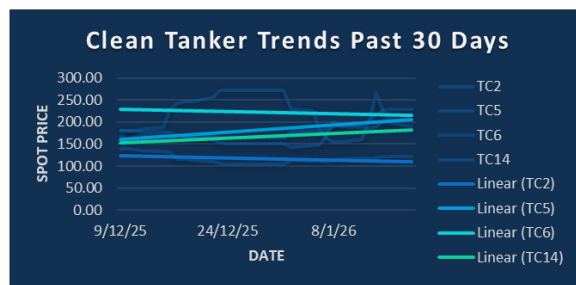
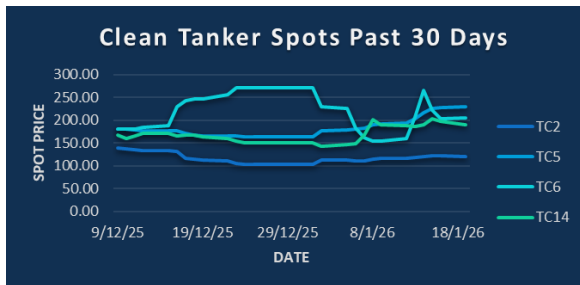
World Economic Forum Annual Meeting in Davos, Switzerland (through Jan. 23)

US ADP weekly employment change, 1:15 p.m.

WTI futures for February expire

TotalEnergies releases 4Q trading statement

Holidays: Azerbaijan



## CPP TRADE RECAP & COMMENTARY

**TC2** Balmo traded ws125. Feb traded ws130 up to ws132. Mar traded ws132. Q2 traded ws131 & ws127. Q3 traded ws117.

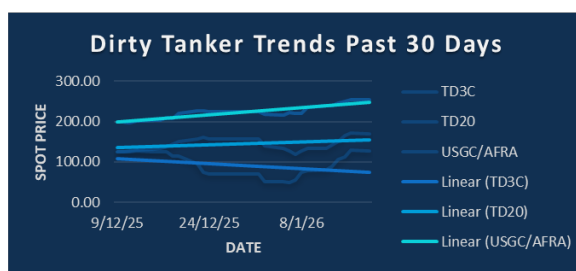
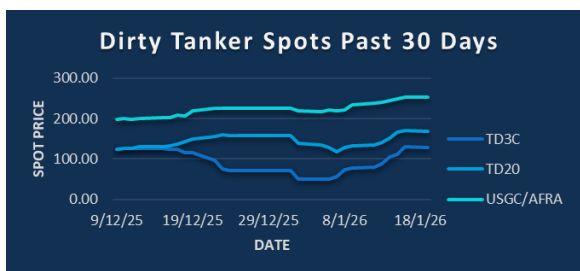
**TC5** Feb traded ws203 down to ws200. Mar traded ws185 down to ws182 with ws184 trading last. Feb-Mar traded ws191. Q2 traded ws160.

**TC6** Balmo traded ws235.

**TC14** Feb traded ws160 & ws155. Mar traded ws150. Q2 traded ws153 down to ws148.

**TC17** Feb traded ws260.

**BLPG1/3** Feb traded \$73. Apr-Sep strip traded \$65.



## DPP TRADE RECAP & COMMENTARY

**TD3C** Balmo traded ws127.5 up to ws132. Jan traded ws103.55 up to ws106. Feb traded between ws105-108 with ws107 trading last. Mar traded ws99 up to ws100 with ws99 trading last again. Apr traded ws91 & ws92. Q1 traded ws103. Q2 traded ws89 & ws90.

**TD20** Balmo traded ws162 & ws160. Feb traded ws140. Mar traded ws130 & ws129. Q2 traded ws117 & ws116.5. Q3 traded ws94.5 & ws93.

**USGC/UKC** Jan traded ws241. Feb traded ws224. Mar traded ws196. Q1 traded ws220.33.



TC2	ws	\$/mt	\$ +/-
Balmo	125.00	19.91	-2.23
Jan-26	120.25	19.16	-1.08
Feb-26	132.00	21.03	-0.16
Mar-26	132.00	21.03	-0.52
Apr-26	129.50	20.63	-0.96
May-26	127.00	20.23	-0.96
Jun-26	124.75	19.87	-0.92
Q1(26)	128.00	20.39	-0.60
Q2(26)	127.00	20.23	-0.96
Q3(26)	117.00	18.64	-0.28
Q4(26)	122.50	19.51	-0.04
CAL(27)		19.25	+0.00
CAL(28)		17.55	+0.00

Flat Rate	15.93
Spot	122.19
Spot +/-	-1.25
Month To Date	116.48

TC5	ws	\$/mt	\$ +/-
Balmo	204.00	45.98	-1.63
Jan-26	201.75	45.47	-0.51
Feb-26	195.00	43.95	-1.80
Mar-26	182.00	41.02	-0.96
Apr-26	166.50	37.53	-1.92
May-26	159.00	35.84	-1.80
Jun-26	153.00	34.49	-1.92
Q1(26)	193.00	43.50	-1.07
Q2(26)	159.50	35.95	-1.86
Q3(26)	144.00	32.46	-0.23
Q4(26)	139.50	31.44	-0.11
CAL(27)		27.65	+0.00
CAL(28)		24.95	+0.00

Flat Rate	22.54
Spot	229.06
Spot +/-	0.31
Month To Date	199.89

TC6	ws	\$/mt	\$ +/-
Balmo	231.50	18.38	+0.12
Jan-26	212.25	16.85	-0.04
Feb-26	211.50	16.79	+0.12
Mar-26	201.75	16.02	+0.20
Apr-26	182.00	14.45	+0.06
May-26	173.00	13.74	+0.08
Jun-26	169.75	13.48	+0.08
Q1(26)	208.50	16.55	+0.10
Q2(26)	175.00	13.90	+0.08
Q3(26)	151.25	12.01	+0.08
Q4(26)	175.00	13.90	+0.06
CAL(27)		11.65	+0.00
CAL(28)		11.35	+0.00

Flat Rate	7.94
Spot	204.44
Spot +/-	0.55
Month To Date	197.62

TC14	ws	\$/mt	\$ +/-
Balmo	178.25	40.18	-1.18
Jan-26	179.00	40.35	-0.45
Feb-26	155.00	34.94	-1.69
Mar-26	150.00	33.81	-1.13
Apr-26	149.50	33.70	-1.13
May-26	147.00	33.13	-1.01
Jun-26	144.50	32.57	-0.90
Q1(26)	161.25	36.35	-1.13
Q2(26)	147.00	33.13	-1.01
Q3(26)	137.50	30.99	+0.28
Q4(26)	142.00	32.01	+0.00
CAL(27)		25.70	+0.00
CAL(28)		21.20	+0.00

Flat Rate	22.54
Spot	189.64
Spot +/-	-7.50
Month To Date	179.55

TD3C	ws	\$/mt	\$ +/-
Balmo	125.00	25.26	-2.43
Jan-26	101.25	20.46	-1.16
Feb-26	104.00	21.02	-1.26
Mar-26	98.00	19.81	-0.81
Apr-26	90.50	18.29	-0.81
May-26	88.50	17.89	-0.96
Jun-26	86.50	17.48	-1.11
Q1(26)	101.00	20.41	-1.11
Q2(26)	88.50	17.89	-0.96
Q3(26)	74.50	15.06	-0.30
Q4(26)	83.50	16.88	-0.30
CAL(27)		14.15	-0.10
CAL(28)		12.10	-0.10

Flat Rate	20.21
Spot	128.11
Spot +/-	-2.17
Month To Date	83.54

TD20	ws	\$/mt	\$ +/-
Balmo	158.00	28.00	-1.24
Jan-26	149.25	26.45	-0.49
Feb-26	138.50	24.54	-1.86
Mar-26	128.50	22.77	-0.80
Apr-26	120.00	21.26	-0.58
May-26	115.00	20.38	-0.53
Jun-26	110.00	19.49	-0.53
Q1(26)	138.75	24.59	-1.06
Q2(26)	115.00	20.38	-0.53
Q3(26)	89.50	15.86	-0.80
Q4(26)	106.50	18.87	-0.62
CAL(27)		16.40	-0.10
CAL(28)		13.25	-0.05

Flat Rate	17.72
Spot	169.44
Spot +/-	-1.67
Month To Date	142.80

AFRA	ws	\$/mt	\$ +/-
Balmo	249.00	52.31	+0.95
Jan-26	243.50	51.16	+0.53
Feb-26	224.00	47.06	+0.00
Mar-26	196.00	41.18	-0.05
Apr-26	180.50	37.92	+0.11
May-26	171.25	35.98	+0.16
Jun-26	164.25	34.51	+0.16
Q1(26)	221.25	46.48	+0.16
Q2(26)	172.00	36.14	+0.16
Q3(26)	148.25	31.15	+0.00
Q4(26)	163.00	34.25	+0.00
CAL(27)		31.25	+0.00
CAL(28)		29.20	+0.00

Flat Rate	21.01
Spot	253.33
Spot +/-	-0.27
Month To Date	234.15

BLPG1		\$/mt	\$ +/-
Balmo			
Jan-26		80.25	-1.60
Feb-26		71.20	-1.60
Mar-26		69.20	-1.80
Apr-26		68.20	-1.20
May-26		67.00	-1.00
Jun-26		64.80	+0.65
Q1(26)		73.55	-1.70
Q2(26)		66.65	-0.50
Q3(26)		62.00	-0.35
Q4(26)		60.10	-0.80
CAL(27)		53.00	+0.00
CAL(28)		45.20	+0.00

Spot	79.67
Spot +/-	-3.17
Month To Date	81.25

The information provided in this communication is not intended for retail clients. It is general in nature only and does not constitute advice or an offer to sell, or the solicitation of an offer to purchase any swap or other financial instruments, nor constitute any recommendation on our part. The information has been prepared without considering your investment objectives, financial situation, or knowledge and experience. This material is not a research report and is not intended as such. FIS is not responsible for any trading decisions taken based on this communication. Trading swaps and over-the-counter derivatives, exchange-traded derivatives, and options involve substantial risk and are not suitable for all investors. You are advised to perform an independent investigation to determine whether a transaction is suitable for you. No part of this material may be copied or duplicated in any form by any means or redistributed without our prior written consent. Freight Investor Services Ltd (FIS) is authorised and regulated by the Financial Conduct Authority (FRN: 211452) and is a member of the National Futures Association ("NFA"). Freight Investor Services PTE Ltd ('FIS PTE') is a private limited company, incorporated and registered in Singapore with company number 200603922G, and has subsidiary offices in India and Shanghai. Freight Investor Solutions DMCC ('FIS DMCC') is a private limited company, incorporated and registered in Dubai with company number DMCC1225. Further information about FIS including the location of its offices can be found on our website at [freightinvestorservices.com](https://freightinvestorservices.com)