

IN THE NEWS [Bloomberg]

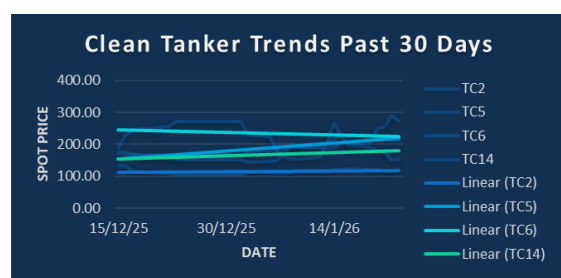
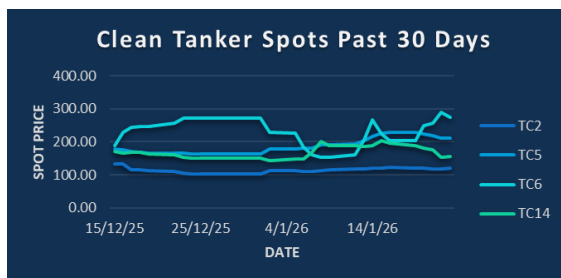
President Donald Trump has portrayed his takeover of Venezuela's oil sales as a victory for America, but when his administration wanted to sell the fuel, the experts it turned to were a couple of foreign trading houses. US natural gas soared above \$6 for the first time since 2022 on a bout of freezing weather boosted heating demand and disrupted supplies. The Caspian Pipeline Consortium said a mooring is back online, enabling crude to flow through a route that accounts for the bulk of exports. A Mol Nyrtr. executive said the Hungarian refiner's bid for a stake in Serbia's Naftna Industrija Srbije was agreed by Gazprom Neft. Libya signed a deal with TotalEnergies SE and ConocoPhillips that would more than double production capacity of their Waha Oil venture.

COMING TODAY (All times London)

North Sea Summit, Hamburg // Libya Energy & Economic Summit, Tripoli (last day).

Angola final loading program for March crude exports due // BNEF Summit San Francisco (through Jan. 27)

US durable goods orders for November, 1:30pm // Holidays: Australia; India

**CPP TRADE RECAP & COMMENTARY**

TC2 Balmo traded ws140. Feb traded ws140 up to ws143. Mar traded ws140. Cal26 traded ws20.25.

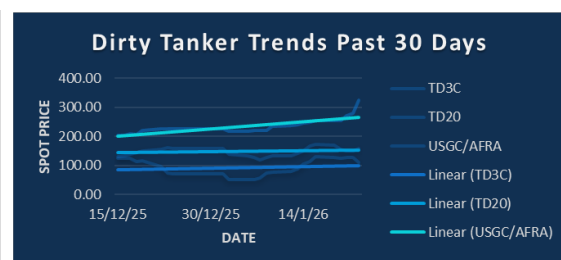
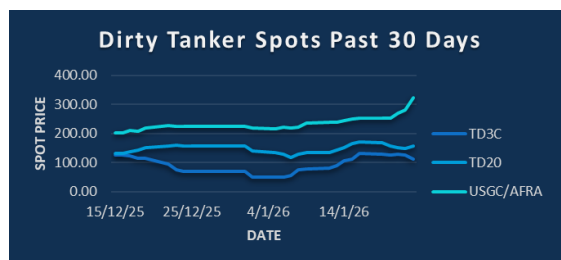
TC5 Feb traded between ws202-205 with ws204 trading last. Feb/Mar traded ws10. Mar traded between ws190-198 with ws195 trading last. Q2 traded ws166 & ws168. Q3 traded ws145. Q4 traded ws143. Feb-mar strip traded ws200.

TC6 Feb traded ws213 down to ws210. Mar traded ws200 & ws197.5.

TC14 Feb traded ws150 up to ws155. Feb/Mar traded ws3. Mar traded ws153. Q2 traded ws153.

TC17 Mar traded ws250.

BLPG1/3 Feb traded \$69.5 up to \$70.5 with \$70 trading last. Mar traded \$64.5 up to \$67.5 with \$67 trading last. Apr traded \$67. Q2 traded \$64.5 up to \$65.5. Q3 traded \$62.

**DPP TRADE RECAP & COMMENTARY**

TD3C Balmo traded ws120 down to ws112.5. Feb traded ws112 down to ws105 with ws106 trading last. Mar traded between ws101-105 with ws103 trading last. Apr traded ws93. May traded ws91. Q2 traded ws92.5 down to ws91 with ws92 trading last. Q3 traded ws75. Feb-Dec strip traded ws88.

TD20 Balmo traded ws160. Feb traded ws148 up to ws151. Mar traded ws134 up to ws139. Q3 traded ws95.75.

USGC/UKC Balmo traded ws302 & ws305. Feb traded ws240 down to ws235. Mar traded ws203 down to ws200 with ws203 trading last. Apr traded ws186.5. Q2 traded ws175 & ws174. Q4 traded ws164 & ws163. Cal27 traded \$30.9 & \$30.7.

TC2	ws	\$/mt	\$ +/-
Balmo	140.00	22.30	+1.27
Jan-26	122.50	19.51	+0.08
Feb-26	143.00	22.78	+0.80
Mar-26	140.00	22.30	+0.32
Apr-26	132.25	21.07	+0.04
May-26	130.25	20.75	+0.04
Jun-26	128.50	20.47	+0.00
Q1(26)	135.25	21.55	+0.40
Q2(26)	130.25	20.75	+0.00
Q3(26)	118.00	18.80	-0.08
Q4(26)	123.75	19.71	-0.04
CAL(26)		20.20	+0.05
CAL(27)		19.10	+0.00

TC5	ws	\$/mt	\$ +/-
Balmo	210.00	47.33	-0.28
Jan-26	205.50	46.32	-0.06
Feb-26	205.25	46.26	+0.62
Mar-26	195.00	43.95	+1.35
Apr-26	173.75	39.16	+1.07
May-26	164.25	37.02	+0.96
Jun-26	163.25	36.80	+0.96
Q1(26)	202.00	45.53	+0.68
Q2(26)	167.00	37.64	+0.96
Q3(26)	145.25	32.74	+0.17
Q4(26)	143.00	32.23	+0.11
CAL(26)		37.00	+0.50
CAL(27)		27.65	+0.00

TC6	ws	\$/mt	\$ +/-
Balmo	263.50	20.92	-0.73
Jan-26	226.50	17.98	-0.18
Feb-26	210.00	16.67	-0.50
Mar-26	197.50	15.68	-1.31
Apr-26	185.00	14.69	+0.00
May-26	175.50	13.93	-0.02
Jun-26	171.75	13.64	+0.00
Q1(26)	211.25	16.77	-0.66
Q2(26)	177.50	14.09	+0.00
Q3(26)	152.25	12.09	-0.08
Q4(26)	178.25	14.15	+0.00
CAL(26)		14.30	-0.10
CAL(27)		12.35	+0.00

TC14	ws	\$/mt	\$ +/-
Balmo	166.25	37.47	+0.68
Jan-26	173.75	39.16	+0.06
Feb-26	155.00	34.94	+1.80
Mar-26	152.00	34.26	+0.90
Apr-26	156.00	35.16	+1.30
May-26	152.50	34.37	+1.01
Jun-26	150.50	33.92	+1.07
Q1(26)	160.25	36.12	+0.90
Q2(26)	153.00	34.49	+1.13
Q3(26)	134.75	30.37	-0.28
Q4(26)	146.00	32.91	+0.00
CAL(26)		33.50	+0.50
CAL(27)		25.95	+0.20

Flat Rate	15.93
Spot	117.50
Spot +/-	1.88
Month To Date	117.08

Flat Rate	22.54
Spot	211.56
Spot +/-	-0.32
Month To Date	204.08

Flat Rate	7.94
Spot	275.00
Spot +/-	18.89
Month To Date	214.99

Flat Rate	22.54
Spot	155.00
Spot +/-	2.86
Month To Date	176.09

TD3C	ws	\$/mt	\$ +/-
Balmo	112.50	22.74	-1.52
Jan-26	98.00	19.81	-0.45
Feb-26	106.00	21.42	-1.11
Mar-26	102.00	20.61	+0.20
Apr-26	93.50	18.90	+0.30
May-26	92.00	18.59	+0.35
Jun-26	90.50	18.29	+0.40
Q1(26)	102.00	20.61	-0.40
Q2(26)	92.00	18.59	+0.30
Q3(26)	75.00	15.16	+0.00
Q4(26)	84.50	17.08	+0.00
CAL(26)		17.85	+0.00
CAL(27)		13.85	+0.00

TD20	ws	\$/mt	\$ +/-
Balmo	160.00	28.35	+0.89
Jan-26	149.00	26.40	+0.22
Feb-26	151.00	26.76	+0.53
Mar-26	137.75	24.41	+0.31
Apr-26	122.50	21.71	+0.09
May-26	117.00	20.73	+0.27
Jun-26	111.50	19.76	+0.22
Q1(26)	145.75	25.83	+0.31
Q2(26)	117.00	20.73	+0.18
Q3(26)	95.50	16.92	+0.18
Q4(26)	109.00	19.31	+0.18
CAL(26)		20.70	+0.25
CAL(27)		16.20	+0.00

AFRA	ws	\$/mt	\$ +/-
Balmo	302.00	63.45	+1.26
Jan-26	263.00	55.26	+0.53
Feb-26	236.00	49.58	-0.84
Mar-26	203.00	42.65	+0.00
Apr-26	186.50	39.18	-0.32
May-26	173.25	36.40	-0.47
Jun-26	164.50	34.56	-0.63
Q1(26)	234.75	49.32	+0.05
Q2(26)	174.75	36.71	-0.47
Q3(26)	150.50	31.62	+0.11
Q4(26)	163.00	34.25	-0.21
CAL(26)		38.00	-0.10
CAL(27)		30.70	-0.40

BLPG1		\$/mt	\$ +/-
Balmo			
Jan-26		79.65	+1.65
Feb-26		69.60	+0.60
Mar-26		67.00	+2.00
Apr-26		67.00	+2.25
May-26		65.50	+1.25
Jun-26		64.00	+0.25
Q1(26)		72.10	+1.45
Q2(26)		65.50	+1.25
Q3(26)		62.80	+0.80
Q4(26)		58.30	-1.70
CAL(26)		64.65	-0.15
CAL(27)		53.90	+0.10

Flat Rate	20.21
Spot	111.28
Spot +/-	-15.22
Month To Date	93.38

Flat Rate	17.72
Spot	157.50
Spot +/-	7.78
Month To Date	145.52

Flat Rate	21.01
Spot	280.56
Spot +/-	44.16
Month To Date	246.17

Spot	77.42
Spot +/-	-0.75
Month To Date	80.56

The information provided in this communication is not intended for retail clients. It is general in nature only and does not constitute advice or an offer to sell, or the solicitation of an offer to purchase any swap or other financial instruments, nor constitute any recommendation on our part. The information has been prepared without considering your investment objectives, financial situation, or knowledge and experience. This material is not a research report and is not intended as such. FIS is not responsible for any trading decisions taken based on this communication. Trading swaps and over-the-counter derivatives, exchange-traded derivatives, and options involve substantial risk and are not suitable for all investors. You are advised to perform an independent investigation to determine whether a transaction is suitable for you. No part of this material may be copied or duplicated in any form by any means or redistributed without our prior written consent. Freight Investor Services Ltd (FIS) is authorised and regulated by the Financial Conduct Authority (FRN: 211452) and is a member of the National Futures Association ("NFA"). Freight Investor Services PTE Ltd ('FIS PTE') is a private limited company, incorporated and registered in Singapore with company number 200603922G, and has subsidiary offices in India and Shanghai. Freight Investor Solutions DMCC ('FIS DMCC') is a private limited company, incorporated and registered in Dubai with company number DMCC1225. Further information about FIS including the location of its offices can be found on our website at freightinvestorservices.com