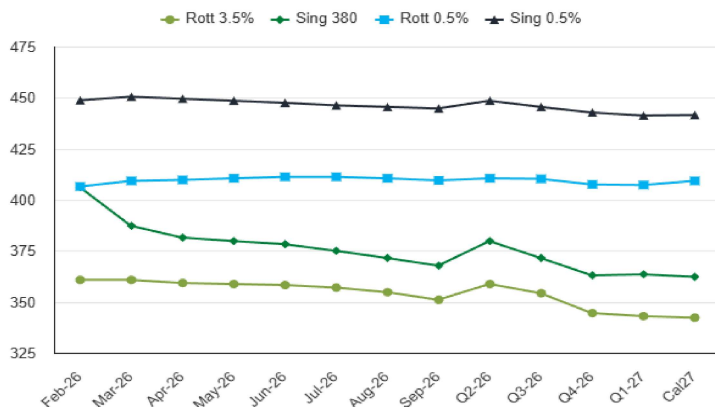
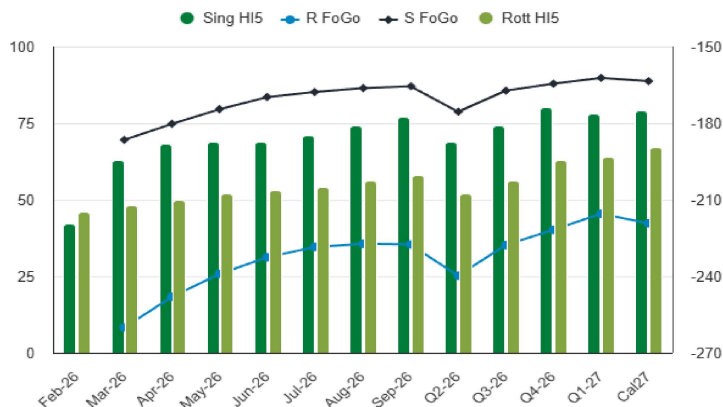


**Oil and Energy Market News**

Crude prices have edged higher as markets weigh renewed Iran-related geopolitical risks after a vessel was approached near the Strait of Hormuz, alongside mixed signals on Russia-Ukraine ceasefire efforts. Brent APR 26 is up 0.8%. President Trump said talks with Iran over a new nuclear deal could begin within days, while Iran's president indicated Tehran would engage if conditions are suitable. Axios reported, citing two sources, that US special envoy Steve Witkoff and Iranian Foreign Minister Abbas Araghchi are set to meet in Istanbul on Friday, Feb. 6, with officials from Saudi Arabia, the UAE, Oman and Egypt also expected to attend. The UK Maritime Trade Operations (UKMTO) said a vessel was hailed by several small armed boats in the Strait of Hormuz at 09:00 UTC today. Trump said Monday that "good news" on Russia-Ukraine ceasefire efforts may come soon, while the Financial Times reported that Ukraine has agreed to a framework for enforcing a potential truce with Russia.

**Brent 66.78****Fuel Oil Futures**

	Rott 3.5%	Sing 380cst	Rott 0.5%	Sing 0.5%
<b>Feb-26</b>	360.75	406.25	406.50	448.75
<b>Mar-26</b>	360.75	387.25	409.25	450.50
<b>Apr-26</b>	359.25	381.50	409.75	449.50
<b>May-26</b>	358.75	379.75	410.50	448.50
<b>Jun-26</b>	358.25	378.25	411.25	447.50
<b>Jul-26</b>	357.00	375.00	411.25	446.25
<b>Aug-26</b>	354.75	371.50	410.50	445.50
<b>Sep-26</b>	351.00	367.75	409.50	444.75
<b>Q2-26</b>	358.75	379.75	410.50	448.50
<b>Q3-26</b>	354.25	371.50	410.25	445.50
<b>Q4-26</b>	344.50	363.00	407.50	442.75
<b>Q1-27</b>	343.00	363.50	407.25	441.25
<b>Cal27</b>	342.25	362.25	409.25	441.50

**FIS Fuel Oil Futures Forward Curves****FIS Fuel Oil Spreads Forward Curves****Fuel Oil Market News**

This afternoon, VLSFO crack prices continue to push. The Mar Sing 0.5% crack is currently up \$0.80/bbl from settlement. As Brent recovers from this morning's losses, Mar Sing 0.5% flat price pushes, currently up \$8.50/mt from settlement. The Mar/Apr Sing 0.5% spread is up \$0.50/mt from settlement.

**Fuel Oil Futures**

	Rott HI5	Sing HI5	Rott FoGo	Sing FoGo
<b>Feb-26</b>	46.00	42.00		
<b>Mar-26</b>	48.00	63.00	-260.00	-186.25
<b>Apr-26</b>	50.00	68.00	-248.00	-180.25
<b>May-26</b>	52.00	69.00	-238.75	-174.50
<b>Jun-26</b>	53.00	69.00	-232.50	-169.75
<b>Jul-26</b>	54.00	71.00	-228.50	-167.75
<b>Aug-26</b>	56.00	74.00	-227.25	-166.00
<b>Sep-26</b>	58.00	77.00	-227.50	-165.50
<b>Q2-26</b>	52.00	69.00	-239.75	-175.50
<b>Q3-26</b>	56.00	74.00	-227.75	-167.25
<b>Q4-26</b>	63.00	80.00	-221.75	-164.50
<b>Q1-27</b>	64.00	78.00	-215.50	-162.25
<b>Cal27</b>	67.00	79.00	-219.25	-163.50

## Time Spreads Fuel

	Rott 3.5%	Sing 380cst	Rott 0.5%	Sing 0.5%
Feb-26 / Mar-26	-0.10	19.00	-2.65	-1.75
Mar 26 / Apr 26	1.50	5.75	-0.50	1.00
Apr 26 / May 26	0.50	1.75	-0.75	1.00
May 26 / Jun 26	0.50	1.50	-0.75	1.00
Jun 26 / Jul 26	1.25	3.25	0.00	1.25
Jul 26 / Aug 26	2.25	3.50	0.75	0.75
Q2-26 / Q3-26	4.50	8.25	0.25	3.00
Q3-26 / Q4-26	9.75	8.50	2.75	2.75
Q4-26 / Q1-27	1.50	-0.50	0.25	1.50
Cal 27 / Cal 28	4.75	5.00	-6.50	-0.25

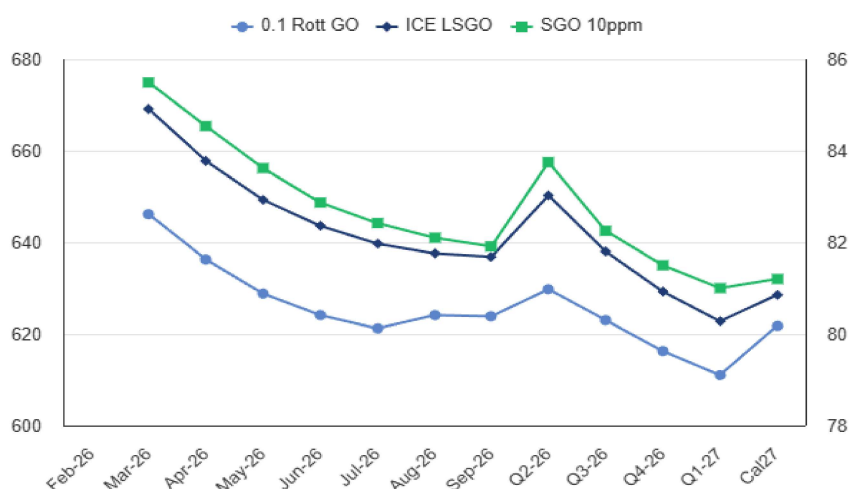
## Gasoil Futures

	Rott 0.1	SGO 10ppm	ICE GO
Feb-26			
Mar-26	646.09	85.48	669.09
Apr-26	636.18	84.53	657.68
May-26	628.75	83.61	649.25
Jun-26	624.10	82.86	643.60
Jul-26	621.20	82.41	639.70
Aug-26	624.08	82.09	637.58
Sep-26	623.83	81.90	636.83
Q2-26	629.75	83.75	650.25
Q3-26	623.00	82.25	638.00
Q4-26	616.25	81.50	629.25
Q1-27	611.00	81.00	622.75
Cal27	621.75	81.20	628.50

## EW Spread

	EW 380	EW 0.5%
Feb-26	45.50	42.25
Mar-26	26.50	41.35
Apr-26	22.15	39.85
May-26	20.90	38.10
Jun-26	19.90	36.35
Jul-26	17.90	35.10
Aug-26	16.65	35.10
Sep-26	16.65	35.35
Q2-26	21.00	38.00
Q3-26	17.25	35.25
Q4-26	18.50	35.25
Q1-27	20.50	34.00
Cal27	20.00	32.25

## Gasoil Forward Curves



### Contact

#### Luke Longhurst

LukeL@freightinvestor.com  
m: (+44) 7874421250

#### Daniel Brown

DanielB@freightinvestor.com  
m: (+44) 7526506959

#### Ricky Forman

RickyF@freightinvestor.com  
m: (+44) 7590245751

#### Sam Twyford

SamT@freightinvestor.com  
m: (+44) 7729118643

#### Archie Smith

ArchieS@freightinvestor.com  
m: (+44) 7355020663

#### Jessie Deng

JessieD@freightinvestor.com  
m: (+86) 13524516743

The information provided in this communication is not intended for retail clients. It is general in nature only and does not constitute advice or an offer to sell, or the solicitation of an offer to purchase any swap or other financial instruments, nor constitute any recommendation on our part. The information has been prepared without considering your investment objectives, financial situation, or knowledge and experience. This material is not a research report and is not intended as such. FIS is not responsible for any trading decisions taken based on this communication. Trading swaps and over-the-counter derivatives, exchange-traded derivatives, and options involve substantial risk and are not suitable for all investors. You are advised to perform an independent investigation to determine whether a transaction is suitable for you. No part of this material may be copied or duplicated in any form by any means or redistributed without our prior written consent. Freight Investor Services Ltd (FIS) is authorised and regulated by the Financial Conduct Authority (FRN: 211452) and is a member of the National Futures Association ("NFA"). Freight Investor Services PTE Ltd ('FIS PTE') is a private limited company, incorporated and registered in Singapore with company number 200603922G, and has subsidiary offices in India and Shanghai. Freight Investor Solutions FZCO ('FIS FZCO') is a private limited company, incorporated and registered in Dubai with company number DMCC1225. Further information about FIS including the location of its offices can be found on our website at [freightinvestorservices.com](http://freightinvestorservices.com)