

Oil and Energy Market News

Crude prices edged higher on Monday in thin trading, as markets remained cautious about potential US–Iran tensions ahead of Tuesday's talks in Geneva.

Brent (Apr 2026) rose 1% to \$68.40/bbl.

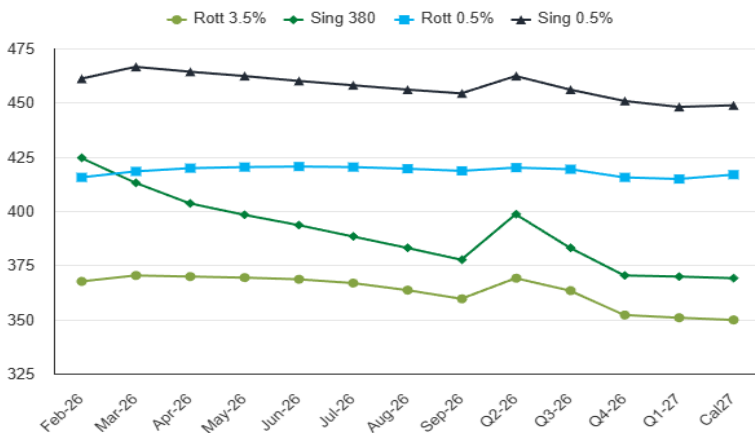
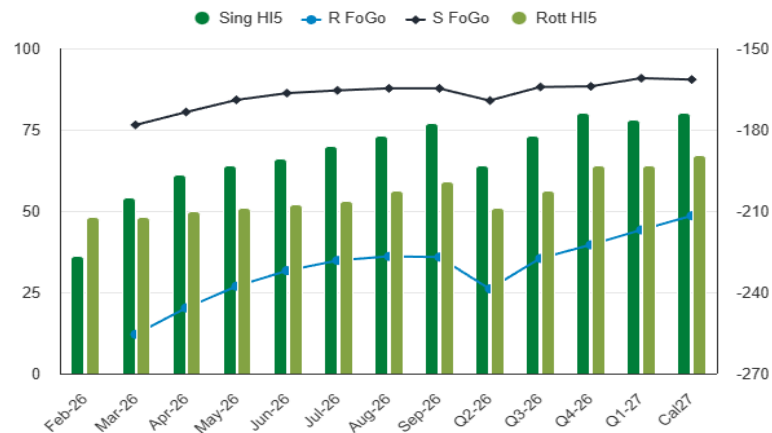
WTI (Mar 2026) gained 1% to \$63.55/bbl.

Prices rebounded from earlier losses after the Islamic Revolutionary Guard Corps announced military drills in the Strait of Hormuz.

A second round of US–Iran nuclear negotiations in Geneva is expected to focus on a possible three- to five-year suspension of uranium enrichment and the removal of highly enriched uranium in exchange for sanctions relief.

Brent 68.44**Fuel Oil Futures**

	Rott 3.5%	Sing 380cst	Rott 0.5%	Sing 0.5%
Feb-26	367.50	424.50	415.50	461.00
Mar-26	370.25	413.00	418.25	466.50
Apr-26	369.75	403.50	419.75	464.25
May-26	369.25	398.25	420.25	462.25
Jun-26	368.50	393.50	420.50	460.00
Jul-26	366.75	388.25	420.25	458.00
Aug-26	363.50	383.00	419.50	456.00
Sep-26	359.50	377.50	418.50	454.25
Q2-26	369.00	398.50	420.00	462.25
Q3-26	363.25	383.00	419.25	456.00
Q4-26	352.00	370.25	415.50	450.75
Q1-27	350.75	369.75	414.75	448.00
Cal27	349.75	369.00	416.75	448.75

FIS Fuel Oil Futures Forward Curves**FIS Fuel Oil Spreads Forward Curves****Fuel Oil Market News**

Volumes were thin in the fuel market today as Chinese New Year commences. We expect market activity to remain lower than usual for the rest of this week.

Sing 0.5% crack is flat on the day at \$5.70/bbl in the front month, whilst the Rotterdam equivalent is marginally lower than Friday's settlement.

Rotterdam 0.5% time spreads softened in today's trading, off 25-50c in the front end of the curve, as this complex remains in contango.

Fuel Oil Futures

	Rott Hi5	Sing Hi5	Rott FoGo	Sing FoGo
Feb-26	48.00	36.00	-255.50	-178.25
Mar-26	48.00	54.00	-245.75	-173.50
Apr-26	50.00	61.00	-237.75	-169.00
May-26	51.00	64.00	-232.00	-166.50
Jun-26	52.00	70.00	-228.25	-165.50
Jul-26	53.00	73.00	-226.75	-164.75
Aug-26	56.00	77.00	-227.25	-164.75
Sep-26	59.00	77.00	-238.75	-169.25
Q2-26	51.00	64.00	-227.50	-164.25
Q3-26	56.00	80.00	-222.50	-164.00
Q4-26	64.00	78.00	-217.00	-161.00
Q1-27	64.00	80.00	-211.75	-161.50
Cal27	67.00	80.00	-211.75	-161.50

Time Spreads Fuel

	Rott 3.5%	Sing 380cst	Rott 0.5%	Sing 0.5%
Feb-26 / Mar-26	-2.70	11.50	-2.65	-5.50
Mar 26 / Apr 26	0.50	9.50	-1.50	2.25
Apr 26 / May 26	0.50	5.25	-0.50	2.00
May 26 / Jun 26	0.75	4.75	-0.25	2.25
Jun 26 / Jul 26	1.75	5.25	0.25	2.00
Jul 26 / Aug 26	3.25	5.25	0.75	2.00
Q2-26 / Q3-26	5.75	15.50	0.75	6.25
Q3-26 / Q4-26	11.25	12.75	3.75	5.25
Q4-26 / Q1-27	1.25	0.50	0.75	2.75
Cal 27 / Cal 28	1.25	1.00	-5.50	-1.00

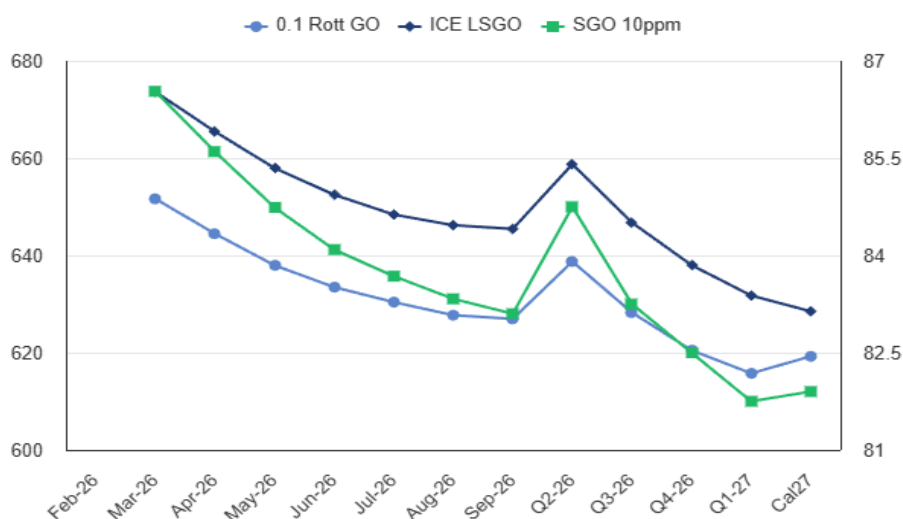
Gasoil Futures

	Rott 0.1	SGO 10ppm	ICE GO
Feb-26			
Mar-26	651.64	86.53	673.64
Apr-26	644.46	85.60	665.46
May-26	637.96	84.74	657.96
Jun-26	633.48	84.09	652.48
Jul-26	630.32	83.68	648.32
Aug-26	627.75	83.33	646.25
Sep-26	627.08	83.10	645.58
Q2-26	638.75	84.75	658.75
Q3-26	628.50	83.25	646.75
Q4-26	620.50	82.50	638.00
Q1-27	615.75	81.75	631.75
Cal27	619.25	81.90	628.50

EW Spread

	EW 380	EW 0.5%
Feb-26	57.00	45.50
Mar-26	42.75	48.35
Apr-26	33.80	44.60
May-26	29.05	42.10
Jun-26	25.05	39.60
Jul-26	21.55	37.85
Aug-26	19.55	36.60
Sep-26	18.05	35.85
Q2-26	29.50	42.25
Q3-26	19.75	36.75
Q4-26	18.25	35.25
Q1-27	19.00	33.25
Cal27	19.25	32.00

Gasoil Forward Curves



Contact

Luke Longhurst

LukeL@freightinvestor.com
m: (+44) 7874421250

Ricky Forman

RickyF@freightinvestor.com
m: (+44) 7590245751

Sam Twyford

SamT@freightinvestor.com
m: (+44) 7729118643

Archie Smith

ArchieS@freightinvestor.com
m: (+44) 7355020663

Jessie Deng

JessieD@freightinvestor.com
m: (+86) 13524516743

Daniel Brown

DanielB@freightinvestor.com
m: (+44) 7526506959

The information provided in this communication is not intended for retail clients. It is general in nature only and does not constitute advice or an offer to sell, or the solicitation of an offer to purchase any swap or other financial instruments, nor constitute any recommendation on our part. The information has been prepared without considering your investment objectives, financial situation, or knowledge and experience. This material is not a research report and is not intended as such. FIS is not responsible for any trading decisions taken based on this communication. Trading swaps and over-the-counter derivatives, exchange-traded derivatives, and options involve substantial risk and are not suitable for all investors. You are advised to perform an independent investigation to determine whether a transaction is suitable for you. No part of this material may be copied or duplicated in any form by any means or redistributed without our prior written consent. Freight Investor Services Ltd (FIS) is authorised and regulated by the Financial Conduct Authority (FRN: 211452) and is a member of the National Futures Association ("NFA"). Freight Investor Services PTE Ltd ('FIS PTE') is a private limited company, incorporated and registered in Singapore with company number 200603922G, and has subsidiary offices in India and Shanghai. Freight Investor Solutions FZCO ('FIS FZCO') is a private limited company, incorporated and registered in Dubai with company number DMCC1225. Further information about FIS including the location of its offices can be found on our website at freightinvestorservices.com