

February 17, 2026

London (+44) 20 7090 1120 | Dubai (+971) 4 4493900 | Singapore (+65) 6535 5189 | Shanghai (+86) 21 6335 4002
enquiry@freightinvestor.com | freightinvestorservices.com | fis-live.com**Oil and Energy Market News**

Crude prices declined after more constructive signals from Iran following today's US-Iran talks, although uncertainty persists over Washington's response.

Brent (Apr 2026) fell 2.5% to \$66.91/bbl.

WTI (Mar 2026) dropped 1.5% to \$61.96/bbl.

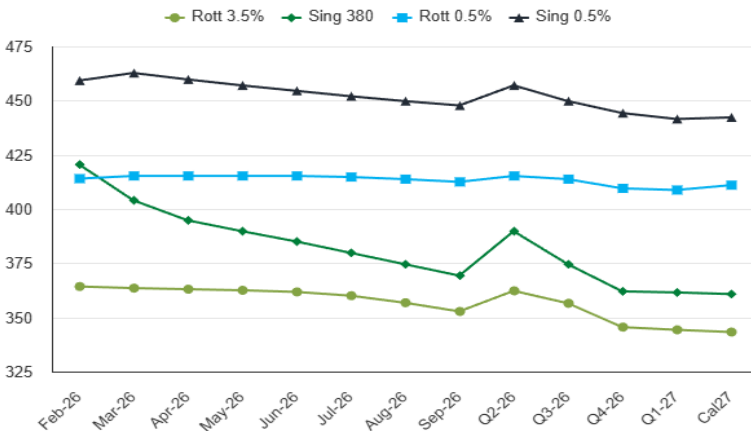
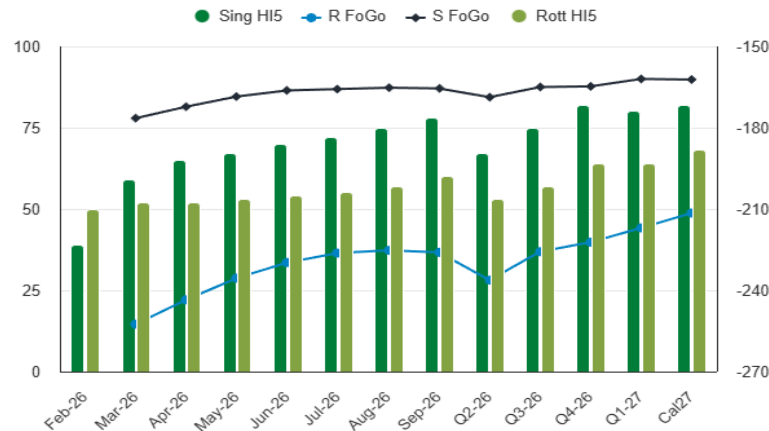
Prices came under pressure after Iran's Foreign Minister Abbas Araghchi said an understanding had been reached with the US on key principles and cited "good developments" compared with the previous round.

He acknowledged that some issues still require further discussion, but the overall tone was notably more positive than after the first talks.

The market is now awaiting comments from the US side for clearer signals on the outcome of the negotiations.

Brent 67.19**Fuel Oil Futures**

	Rott 3.5%	Sing 380cst	Rott 0.5%	Sing 0.5%
Feb-26	364.25	420.50	414.00	459.25
Mar-26	363.50	404.00	415.25	463.00
Apr-26	363.00	394.75	415.25	460.00
May-26	362.50	389.75	415.25	457.25
Jun-26	361.75	385.00	415.25	454.75
Jul-26	360.00	379.75	414.75	452.25
Aug-26	356.75	374.50	413.75	450.00
Sep-26	352.75	369.25	412.50	448.00
Q2-26	362.50	389.75	415.25	457.25
Q3-26	356.50	374.50	413.75	450.00
Q4-26	345.50	362.00	409.50	444.50
Q1-27	344.50	361.50	408.75	441.75
Cal27	343.50	360.75	411.00	442.50

FIS Fuel Oil Futures Forward Curves**FIS Fuel Oil Spreads Forward Curves****Fuel Oil Market News**

Market volumes remain thinner than usual in the absence of most of the Asian market for Chinese New Year but this did not stop Singapore VLSFO market structure finding some wind today. Time spreads are up by up to as much as 75c down the curve into the back end of 2026 and the front crack rallied 65c to 6.35/bbl.

The rally in the crack keeps front end VLSFO flat price fairly flat compared to the open, against softer crude.

Fuel Oil Futures

	Rott Hi5	Sing Hi5	Rott FoGo	Sing FoGo
Feb-26	50.00	39.00		
Mar-26	52.00	59.00	-252.50	-176.25
Apr-26	52.00	65.00	-243.50	-172.00
May-26	53.00	68.00	-235.50	-168.25
Jun-26	54.00	70.00	-229.75	-166.00
Jul-26	55.00	72.00	-226.25	-165.50
Aug-26	57.00	76.00	-225.25	-165.00
Sep-26	60.00	79.00	-226.00	-165.25
Q2-26	53.00	68.00	-236.25	-168.50
Q3-26	57.00	76.00	-225.75	-164.75
Q4-26	64.00	82.00	-222.25	-164.50
Q1-27	64.00	80.00	-217.00	-161.75
Cal27	68.00	82.00	-211.50	-162.00

Time Spreads Fuel

	Rott 3.5%	Sing 380cst	Rott 0.5%	Sing 0.5%
Feb-26 / Mar-26	0.70	16.50	-1.30	-3.75
Mar 26 / Apr 26	0.50	9.25	0.00	3.00
Apr 26 / May 26	0.50	5.00	0.00	2.75
May 26 / Jun 26	0.75	4.75	0.00	2.50
Jun 26 / Jul 26	1.75	5.25	0.50	2.50
Jul 26 / Aug 26	3.25	5.25	1.00	2.25
Q2-26 / Q3-26	6.00	15.25	1.50	7.25
Q3-26 / Q4-26	11.00	12.50	4.25	5.50
Q4-26 / Q1-27	1.00	0.50	0.75	2.75
Cal 27 / Cal 28	1.25	1.00	-5.50	-1.00

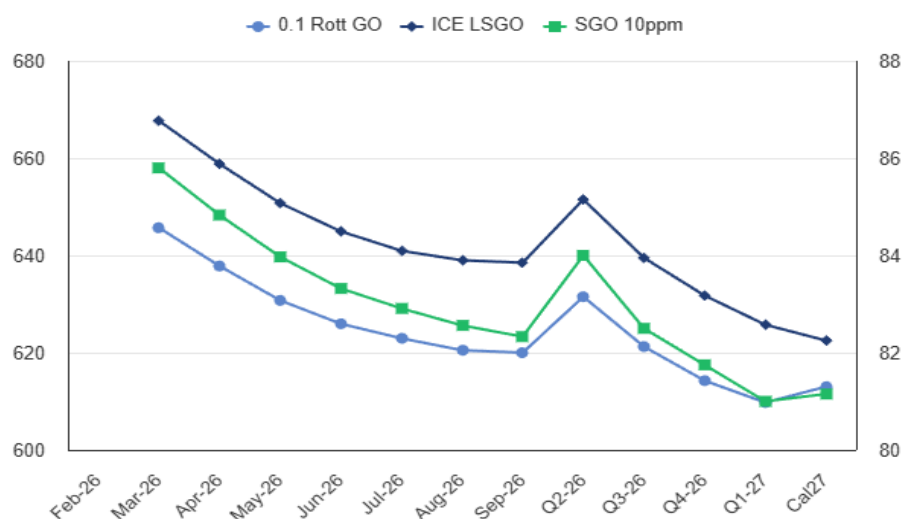
Gasoil Futures

	Rott 0.1	SGO 10ppm	ICE GO
Feb-26			
Mar-26	645.69	85.80	667.69
Apr-26	637.91	84.83	658.91
May-26	630.79	83.97	650.79
Jun-26	626.02	83.32	645.02
Jul-26	623.08	82.91	641.08
Aug-26	620.62	82.56	639.12
Sep-26	620.12	82.33	638.62
Q2-26	631.50	84.00	651.50
Q3-26	621.25	82.50	639.50
Q4-26	614.25	81.75	631.75
Q1-27	609.75	81.00	625.75
Cal27	613.25	81.15	622.50

EW Spread

	EW 380	EW 0.5%
Feb-26	56.25	45.25
Mar-26	40.50	47.70
Apr-26	31.70	44.70
May-26	27.20	41.95
Jun-26	23.20	39.45
Jul-26	19.70	37.45
Aug-26	17.70	36.20
Sep-26	16.45	35.45
Q2-26	27.25	42.00
Q3-26	18.00	36.25
Q4-26	16.50	35.00
Q1-27	17.00	33.00
Cal27	17.25	31.50

Gasoil Forward Curves



Contact

Luke Longhurst

LukeL@freightinvestor.com
m: (+44) 7874421250

Ricky Forman

RickyF@freightinvestor.com
m: (+44) 7590245751

Sam Twyford

SamT@freightinvestor.com
m: (+44) 7729118643

Archie Smith

ArchieS@freightinvestor.com
m: (+44) 7355020663

Jessie Deng

JessieD@freightinvestor.com
m: (+86) 13524516743

Daniel Brown

DanielB@freightinvestor.com
m: (+44) 7526506959

The information provided in this communication is not intended for retail clients. It is general in nature only and does not constitute advice or an offer to sell, or the solicitation of an offer to purchase any swap or other financial instruments, nor constitute any recommendation on our part. The information has been prepared without considering your investment objectives, financial situation, or knowledge and experience. This material is not a research report and is not intended as such. FIS is not responsible for any trading decisions taken based on this communication. Trading swaps and over-the-counter derivatives, exchange-traded derivatives, and options involve substantial risk and are not suitable for all investors. You are advised to perform an independent investigation to determine whether a transaction is suitable for you. No part of this material may be copied or duplicated in any form by any means or redistributed without our prior written consent. Freight Investor Services Ltd (FIS) is authorised and regulated by the Financial Conduct Authority (FRN: 211452) and is a member of the National Futures Association ("NFA"). Freight Investor Services PTE Ltd ('FIS PTE') is a private limited company, incorporated and registered in Singapore with company number 200603922G, and has subsidiary offices in India and Shanghai. Freight Investor Solutions FZCO ('FIS FZCO') is a private limited company, incorporated and registered in Dubai with company number DMCC1225. Further information about FIS including the location of its offices can be found on our website at freightinvestorservices.com