

Oil and Energy Market News

Brent's prompt contract is much firmer in early trading, extending the previous session's rally as markets continue to price in elevated geopolitical risk tied to US-Iran tensions.

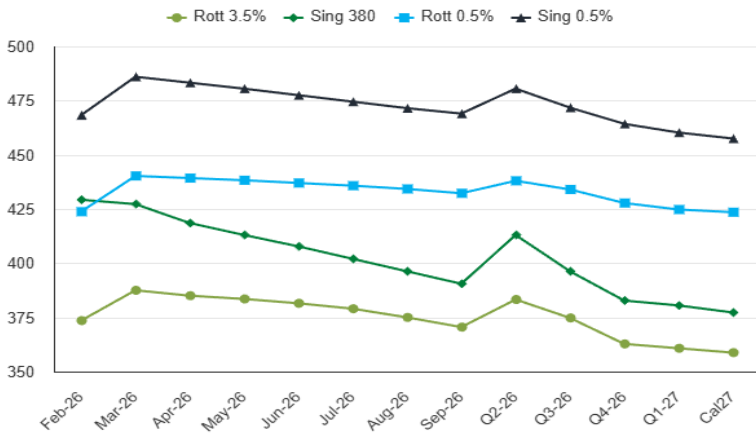
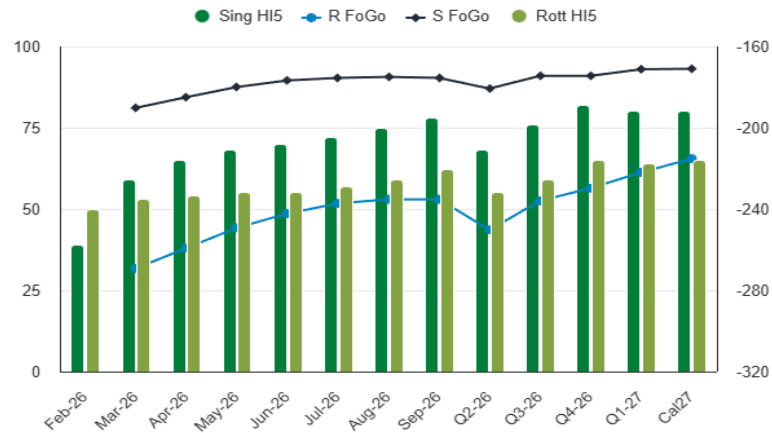
The renewed lift in the risk premium followed a report by Axios suggesting the probability of US-Iran military action may be higher than widely assumed, citing an adviser to Donald Trump who put the odds of kinetic action within weeks at 90%.

US Secretary of State Marco Rubio is expected to visit Israel to brief Prime Minister Benjamin Netanyahu on developments in the nuclear negotiations, according to Associated Press.

A US official also told the Associated Press that the necessary forces for potential military action on Iran should be in place by mid-March.

Brent 71.09**Fuel Oil Futures**

	Rott 3.5%	Sing 380cst	Rott 0.5%	Sing 0.5%
Feb-26	373.75	429.50	423.75	468.50
Mar-26	388.25	428.00	440.75	486.50
Apr-26	385.75	419.25	439.75	483.75
May-26	384.25	413.75	438.75	481.00
Jun-26	382.25	408.50	437.50	478.00
Jul-26	379.75	402.75	436.25	475.00
Aug-26	375.75	397.00	434.75	472.00
Sep-26	371.25	391.25	432.75	469.50
Q2-26	384.25	413.75	438.75	481.00
Q3-26	375.75	397.00	434.50	472.25
Q4-26	363.50	383.50	428.25	464.75
Q1-27	361.50	381.25	425.25	460.75
Cal27	359.50	378.00	424.25	458.00

FIS Fuel Oil Futures Forward Curves**FIS Fuel Oil Spreads Forward Curves****Fuel Oil Market News**

VLSFO cracks have lost momentum and fallen aggressively today, with March Sing 0.5% crack off 45 cents at \$6.20/bbl.

Despite weaker cracks, rallying Brent has, overall, buoyed front end flat price this morning.

Singapore fuel oil stocks fall 0.181 mln bbls to 3-week low of 22.519 mln bbls in week to feb 18 – Enterprise Singapore

Fuel Oil Futures

	Rott Hi5	Sing Hi5	Rott FoGo	Sing FoGo
Feb-26	50.00	39.00		
Mar-26	52.00	58.00	-269.50	-190.50
Apr-26	54.00	64.00	-259.25	-185.25
May-26	54.00	67.00	-249.50	-180.25
Jun-26	55.00	70.00	-242.25	-177.00
Jul-26	56.00	72.00	-237.50	-175.75
Aug-26	59.00	75.00	-235.25	-175.25
Sep-26	61.00	78.00	-235.25	-175.75
Q2-26	54.00	67.00	-250.25	-180.25
Q3-26	59.00	75.00	-236.00	-176.00
Q4-26	65.00	81.00	-229.75	-174.00
Q1-27	64.00	80.00	-222.25	-170.75
Cal27	65.00	80.00	-215.00	-171.25

Time Spreads Fuel

	Rott 3.5%	Sing 380cst	Rott 0.5%	Sing 0.5%
Feb-26 / Mar-26	-14.60	1.50	-17.00	-18.00
Mar 26 / Apr 26	2.50	8.75	1.00	2.75
Apr 26 / May 26	1.50	5.50	1.00	2.75
May 26 / Jun 26	2.00	5.25	1.25	3.00
Jun 26 / Jul 26	2.50	5.75	1.25	3.00
Jul 26 / Aug 26	4.00	5.75	1.50	3.00
Q2-26 / Q3-26	8.50	16.75	4.25	8.75
Q3-26 / Q4-26	12.25	13.50	6.25	7.50
Q4-26 / Q1-27	2.00	2.25	3.00	4.00
Cal 27 / Cal 28	1.25	1.00	-5.50	-1.00

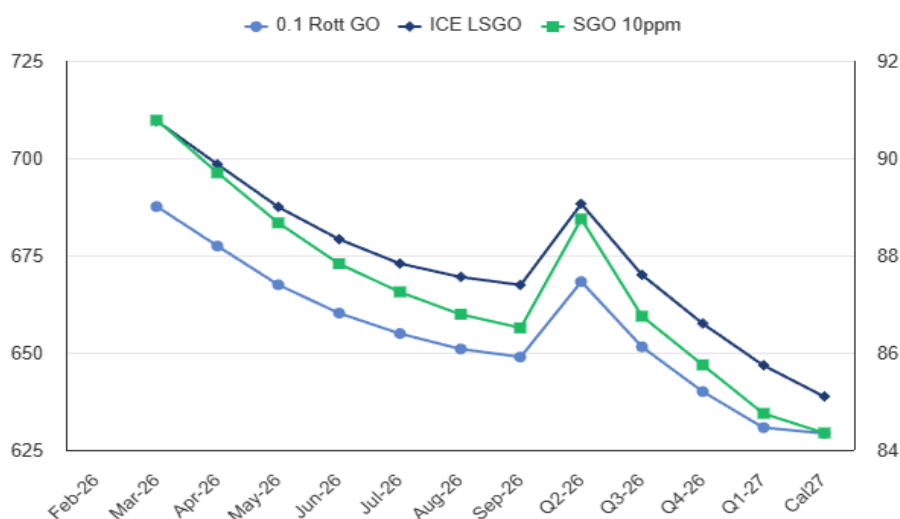
Gasoil Futures

	Rott 0.1	SGO 10ppm	ICE GO
Feb-26			
Mar-26	688.22	90.87	710.22
Apr-26	678.03	89.79	699.03
May-26	668.17	88.76	688.17
Jun-26	660.85	87.92	679.85
Jul-26	655.65	87.34	673.65
Aug-26	651.62	86.88	670.12
Sep-26	649.60	86.60	668.10
Q2-26	669.00	88.75	689.00
Q3-26	652.25	87.00	670.50
Q4-26	640.50	85.75	658.00
Q1-27	631.50	84.75	647.50
Cal27	629.75	84.45	639.25

EW Spread

	EW 380	EW 0.5%
Feb-26	55.75	44.75
Mar-26	39.75	45.75
Apr-26	33.40	44.00
May-26	29.40	42.25
Jun-26	26.15	40.50
Jul-26	22.90	38.75
Aug-26	21.15	37.25
Sep-26	19.90	36.75
Q2-26	29.50	42.25
Q3-26	21.25	37.75
Q4-26	20.00	36.50
Q1-27	19.75	35.50
Cal27	18.50	33.75

Gasoil Forward Curves



Contact

Luke Longhurst

LukeL@freightinvestor.com
m: (+44) 7874421250

Ricky Forman

RickyF@freightinvestor.com
m: (+44) 7590245751

Sam Twyford

SamT@freightinvestor.com
m: (+44) 7729118643

Archie Smith

ArchieS@freightinvestor.com
m: (+44) 7355020663

Jessie Deng

JessieD@freightinvestor.com
m: (+86) 13524516743

Daniel Brown

DanielB@freightinvestor.com
m: (+44) 7526506959

The information provided in this communication is not intended for retail clients. It is general in nature only and does not constitute advice or an offer to sell, or the solicitation of an offer to purchase any swap or other financial instruments, nor constitute any recommendation on our part. The information has been prepared without considering your investment objectives, financial situation, or knowledge and experience. This material is not a research report and is not intended as such. FIS is not responsible for any trading decisions taken based on this communication. Trading swaps and over-the-counter derivatives, exchange-traded derivatives, and options involve substantial risk and are not suitable for all investors. You are advised to perform an independent investigation to determine whether a transaction is suitable for you. No part of this material may be copied or duplicated in any form by any means or redistributed without our prior written consent. Freight Investor Services Ltd (FIS) is authorised and regulated by the Financial Conduct Authority (FRN: 211452) and is a member of the National Futures Association ("NFA"). Freight Investor Services PTE Ltd ('FIS PTE') is a private limited company, incorporated and registered in Singapore with company number 200603922G, and has subsidiary offices in India and Shanghai. Freight Investor Solutions FZCO ('FIS FZCO') is a private limited company, incorporated and registered in Dubai with company number DMCC1225. Further information about FIS including the location of its offices can be found on our website at freightinvestorservices.com