

**Oil and Energy Market News**

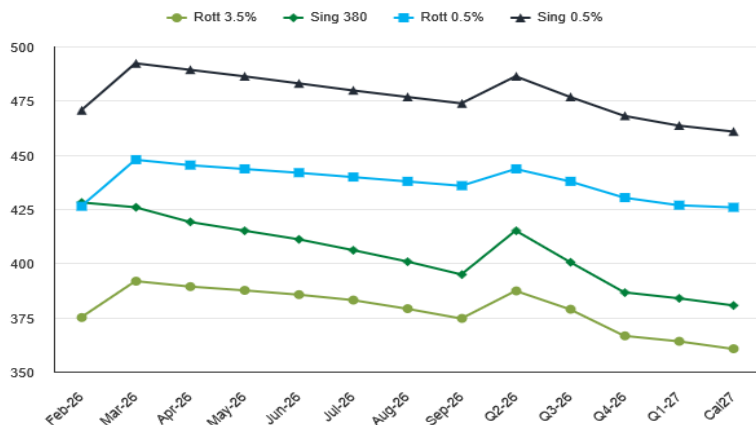
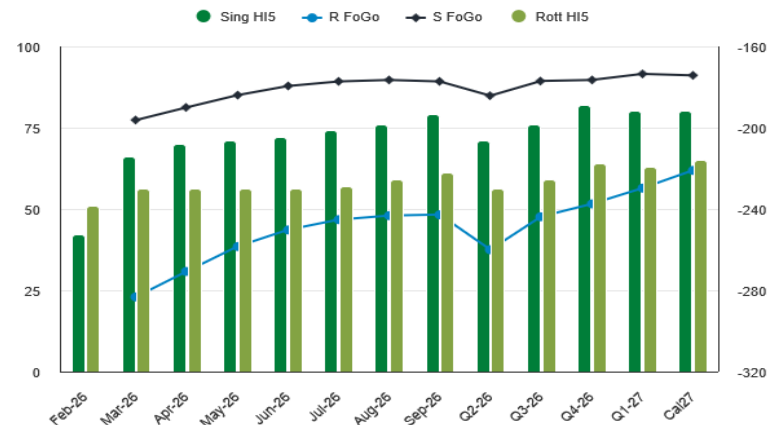
Crude is heading for a weekly advance after climbing to its highest level since July, with geopolitical developments continuing to drive price action. President Trump has issued Iran a 10–15 day ultimatum to finalize a nuclear deal, cautioning that “serious repercussions” could follow if negotiations fail. Reports suggest potential military action could occur before the deadline.

Weekly data from the EIA showed a larger-than-anticipated 9.0mmbbl draw in crude inventories, supported by stronger refinery runs and increased exports. Gasoline and distillate inventories also declined.

Traders are weighing ongoing supply uncertainty, as early signals indicate OPEC+ may proceed with plans to gradually raise output beginning in April.

**Brent 71.83****Fuel Oil Futures**

	Rott 3.5%	Sing 380cst	Rott 0.5%	Sing 0.5%
<b>Feb-26</b>	375.00	428.00	426.50	470.50
<b>Mar-26</b>	392.00	426.00	448.00	492.50
<b>Apr-26</b>	389.50	419.25	445.50	489.50
<b>May-26</b>	387.75	415.25	443.75	486.50
<b>Jun-26</b>	385.75	411.25	442.00	483.25
<b>Jul-26</b>	383.25	406.25	440.00	480.00
<b>Aug-26</b>	379.25	401.00	438.00	477.00
<b>Sep-26</b>	374.75	395.00	436.00	474.00
<b>Q2-26</b>	387.50	415.25	443.75	486.50
<b>Q3-26</b>	379.00	400.75	438.00	477.00
<b>Q4-26</b>	366.75	386.75	430.50	468.25
<b>Q1-27</b>	364.25	384.00	427.00	463.75
<b>Cal27</b>	360.75	380.75	426.00	461.00

**FIS Fuel Oil Futures Forward Curves****FIS Fuel Oil Spreads Forward Curves****Fuel Oil Market News**

VLSFO cracks are stable this morning after a week of some volatility, with March trading at \$6.20/bbl and \$-0.80/bbl in Sing and Rott, respectively.

Sing HSFO spreads have lost momentum, with mar/apr down \$1.50 already this morning, at \$6.25/mt.

HSFO EW continues to chop around, trading last at \$34.00/mt - down 2 bucks on the day, as the market assesses global flows amid US-Iran tensions.

**Fuel Oil Futures**

	Rott Hi5	Sing Hi5	Rott FoGo	Sing FoGo
<b>Feb-26</b>	52.00	42.00		
<b>Mar-26</b>	56.00	66.00	-283.50	-196.25
<b>Apr-26</b>	56.00	70.00	-270.75	-190.25
<b>May-26</b>	56.00	71.00	-258.50	-184.25
<b>Jun-26</b>	56.00	72.00	-250.25	-179.50
<b>Jul-26</b>	57.00	74.00	-245.25	-177.50
<b>Aug-26</b>	59.00	76.00	-243.25	-176.75
<b>Sep-26</b>	61.00	79.00	-242.75	-177.50
<b>Q2-26</b>	56.00	71.00	-260.00	-184.00
<b>Q3-26</b>	59.00	76.00	-243.75	-176.75
<b>Q4-26</b>	64.00	82.00	-237.50	-176.25
<b>Q1-27</b>	63.00	80.00	-229.75	-175.00
<b>Cal27</b>	65.00	80.00	-220.75	-174.50

## Time Spreads Fuel

	Rott 3.5%	Sing 380cst	Rott 0.5%	Sing 0.5%
Feb-26 / Mar-26	-16.90	2.00	-21.60	-22.00
Mar 26 / Apr 26	2.50	6.75	2.50	3.00
Apr 26 / May 26	1.75	4.00	1.75	3.00
May 26 / Jun 26	2.00	4.00	1.75	3.25
Jun 26 / Jul 26	2.50	5.00	2.00	3.25
Jul 26 / Aug 26	4.00	5.25	2.00	3.00
Q2-26 / Q3-26	8.50	14.50	5.75	9.50
Q3-26 / Q4-26	12.25	14.00	7.50	8.75
Q4-26 / Q1-27	2.50	2.75	3.50	4.50
Cal 27 / Cal 28	1.25	1.00	-5.50	-1.00

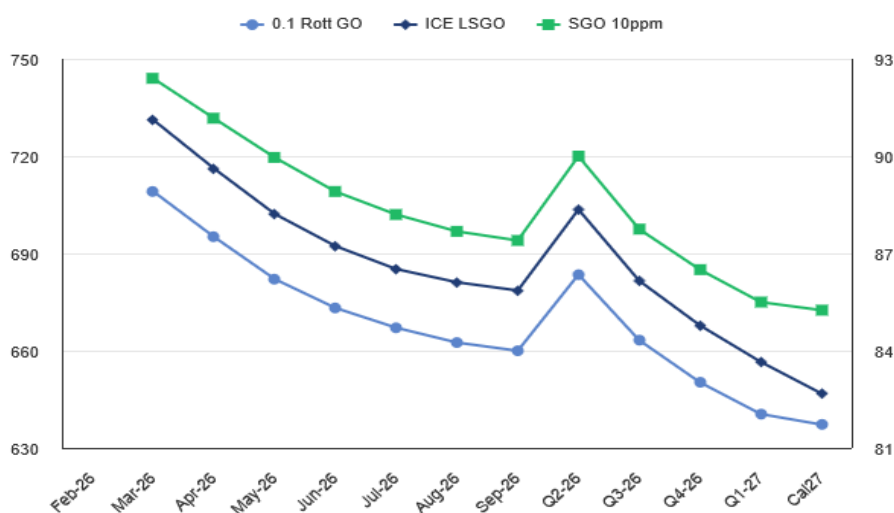
## Gasoil Futures

	Rott 0.1	SGO 10ppm	ICE GO
Feb-26			
Mar-26	709.60	92.46	731.60
Apr-26	695.47	91.23	716.47
May-26	682.38	90.02	702.38
Jun-26	673.47	88.97	692.47
Jul-26	667.38	88.26	685.38
Aug-26	662.79	87.74	681.29
Sep-26	660.26	87.46	678.76
Q2-26	683.75	90.00	703.75
Q3-26	663.50	87.75	681.75
Q4-26	650.50	86.50	668.00
Q1-27	640.75	85.75	656.75
Cal27	637.50	85.30	646.75

## EW Spread

	EW 380	EW 0.5%
Feb-26	53.00	44.00
Mar-26	34.00	44.40
Apr-26	29.85	43.90
May-26	27.60	42.65
Jun-26	25.60	41.15
Jul-26	23.10	39.90
Aug-26	21.85	38.90
Sep-26	20.35	37.90
Q2-26	27.75	42.75
Q3-26	21.75	39.00
Q4-26	20.00	37.75
Q1-27	19.75	36.75
Cal27	20.00	35.00

## Gasoil Forward Curves



## Contact

## Luke Longhurst

LukeL@freightinvestor.com  
m: (+44) 7874421250

## Ricky Forman

RickyF@freightinvestor.com  
m: (+44) 7590245751

## Sam Twyford

SamT@freightinvestor.com  
m: (+44) 7729118643

## Archie Smith

ArchieS@freightinvestor.com  
m: (+44) 7355020663

## Jessie Deng

JessieD@freightinvestor.com  
m: (+86) 13524516743

## Daniel Brown

DanielB@freightinvestor.com  
m: (+44) 7526506959

The information provided in this communication is not intended for retail clients. It is general in nature only and does not constitute advice or an offer to sell, or the solicitation of an offer to purchase any swap or other financial instruments, nor constitute any recommendation on our part. The information has been prepared without considering your investment objectives, financial situation, or knowledge and experience. This material is not a research report and is not intended as such. FIS is not responsible for any trading decisions taken based on this communication. Trading swaps and over-the-counter derivatives, exchange-traded derivatives, and options involve substantial risk and are not suitable for all investors. You are advised to perform an independent investigation to determine whether a transaction is suitable for you. No part of this material may be copied or duplicated in any form by any means or redistributed without our prior written consent. Freight Investor Services Ltd (FIS) is authorised and regulated by the Financial Conduct Authority (FRN: 211452) and is a member of the National Futures Association ("NFA"). Freight Investor Services PTE Ltd ('FIS PTE') is a private limited company, incorporated and registered in Singapore with company number 200603922G, and has subsidiary offices in India and Shanghai. Freight Investor Solutions FZCO ('FIS FZCO') is a private limited company, incorporated and registered in Dubai with company number DMCC1225. Further information about FIS including the location of its offices can be found on our website at [freightinvestorservices.com](http://freightinvestorservices.com)