

FIS CONTAINER FFA REPORT

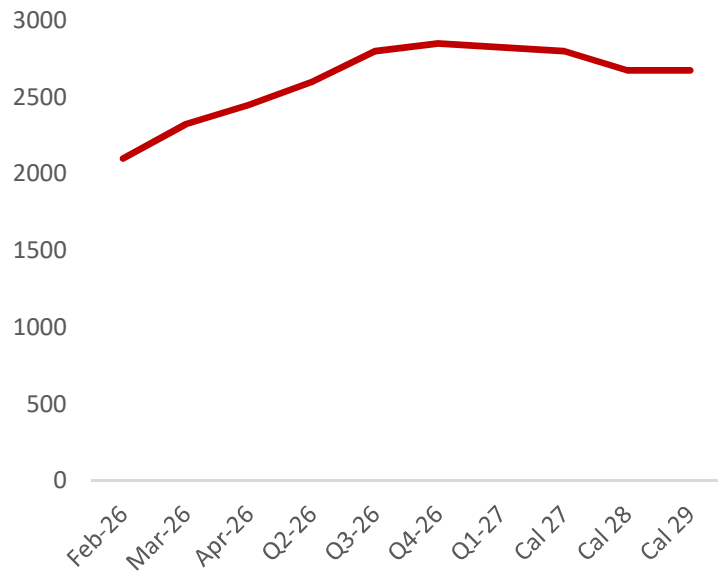
info@freightinvestor.com | freightinvestorservices.com | (+44) 2070901120

2/11/2026

- Over the last week, all fronthaul routes have dropped. FBX03 most significantly fell by \$970 - 24% - to \$3044/FEU. FBX13 also falls \$160 to \$3600/FEU, with FBX11 down \$101 to \$2432/FEU.
- FBX01 dropped just \$38 to \$1885/FEU.
- The drop can be attributed to the usual pre Lunar New Year rush having missed the boat with carriers planning a number of blank sailings over the coming weeks to manage levels.

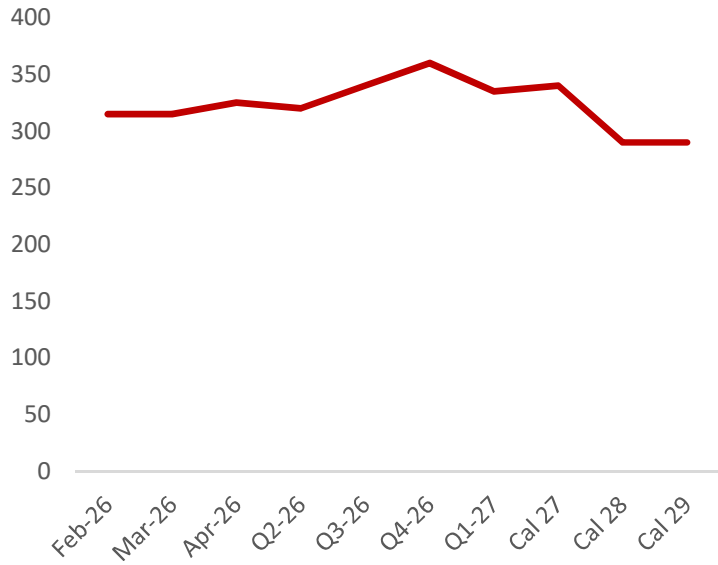
FBX01 - China/East Asia to North America West Coast (\$/FEU)

Period	Bid	Offer	Value
Feb-26	2048	2153	2100
Mar-26	2267	2383	2325
Apr-26	2389	2511	2450
Q2-26	2535	2665	2600
Q3-26	2730	2870	2800
Q4-26	2779	2921	2850
Q1-27	2754	2896	2825
Cal 27	2730	2870	2800
Cal 28	2608	2742	2675
Cal 29	2608	2742	2675
Spot	1885		
MTD	1907		
YTD	2449		



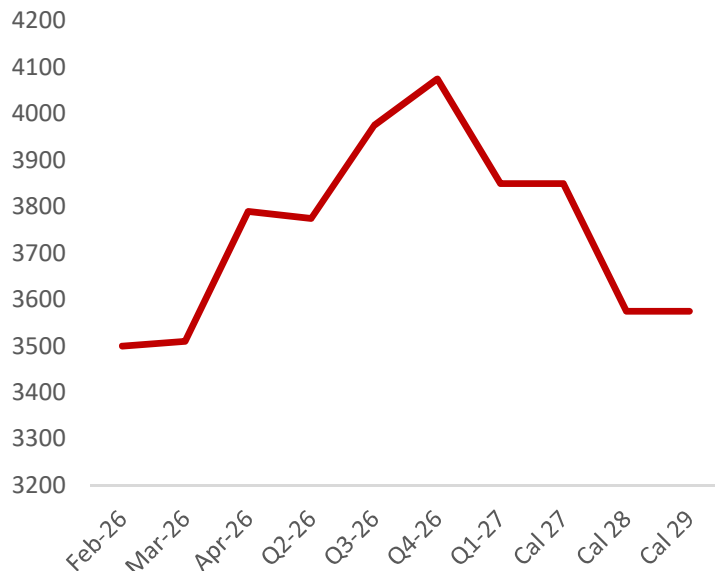
FBX02 - North America West Coast to China/East Asia

Period	Bid	Offer	Value
Feb-26	307	323	315
Mar-26	307	323	315
Apr-26	317	333	325
Q2-26	312	328	320
Q3-26	332	349	340
Q4-26	351	369	360
Q1-27	327	343	335
Cal 27	332	349	340
Cal 28	283	297	290
Cal 29	283	297	290
Spot	336		
MTD	336		
YTD	286		

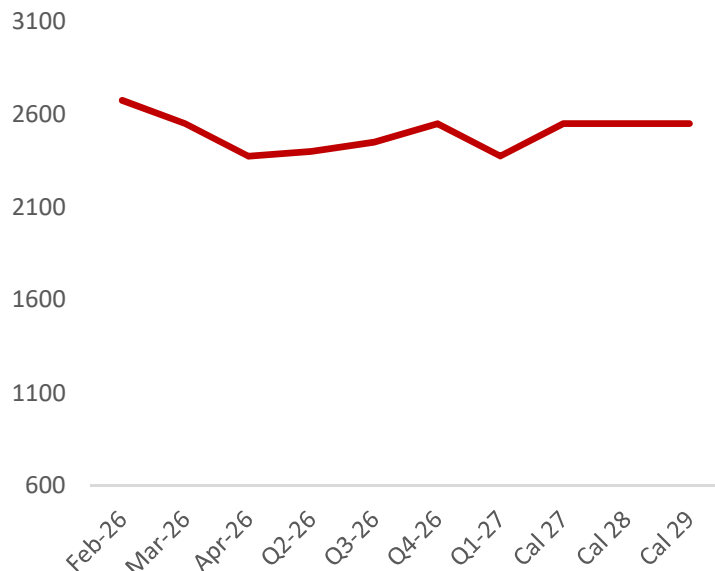


FBX03 - China/East Asia to North America East Coast (\$/FEU)

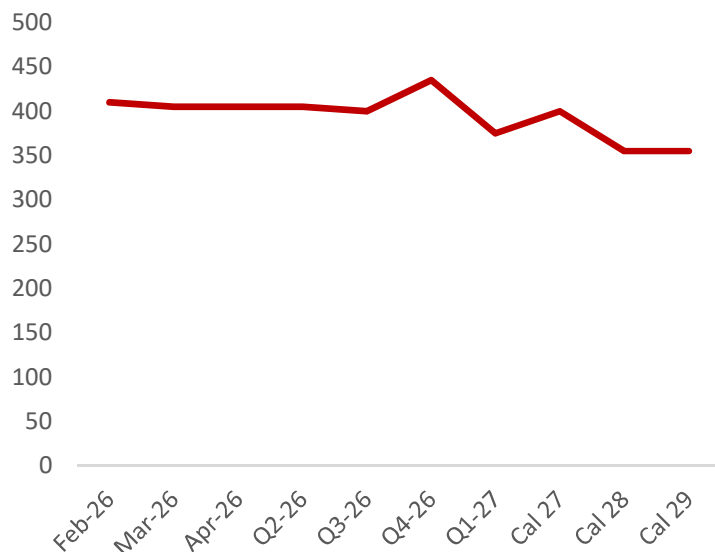
Period	Bid	Offer	Value
Feb-26	3413	3588	3500
Mar-26	3422	3598	3510
Apr-26	3695	3885	3790
Q2-26	3681	3869	3775
Q3-26	3876	4074	3975
Q4-26	3973	4177	4075
Q1-27	3754	3946	3850
Cal 27	3754	3946	3850
Cal 28	3486	3664	3575
Cal 29	3486	3664	3575
Spot	3044		
MTD	3340		
YTD	3785		


FBX11 China/East Asia to North Europe (\$/FEU)

Period	Bid	Offer	Value
Feb-26	2608	2742	2675
Mar-26	2486	2614	2550
Apr-26	2316	2434	2375
Q2-26	2340	2460	2400
Q3-26	2389	2511	2450
Q4-26	2486	2614	2550
Q1-27	2316	2434	2375
Cal 27	2486	2614	2550
Cal 28	2486	2614	2550
Cal 29	2486	2614	2550
Spot	2432		
MTD	2521		
YTD	2804		

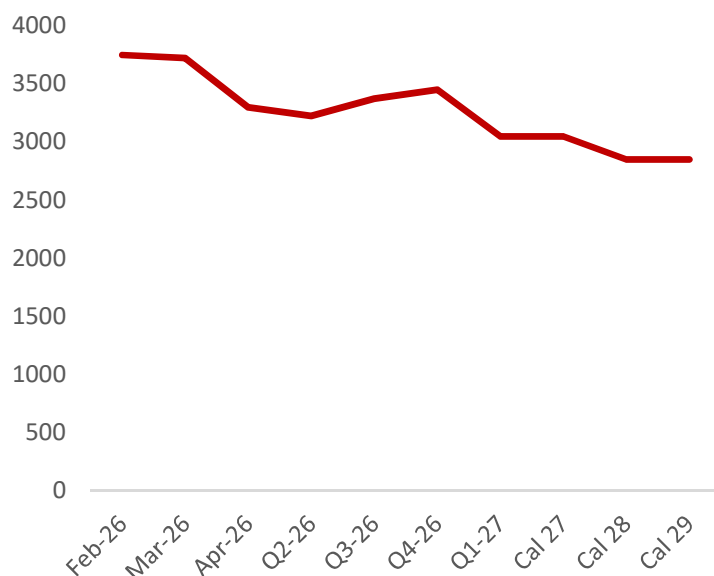

FBX12 - North Europe to China/East Asia (\$/FEU)

Period	Bid	Offer	Value
Feb-26	400	420	410
Mar-26	395	415	405
Apr-26	395	415	405
Q2-26	395	415	405
Q3-26	390	410	400
Q4-26	424	446	435
Q1-27	366	384	375
Cal 27	390	410	400
Cal 28	346	364	355
Cal 29	346	364	355
Spot	455		
MTD	454		
YTD	458		



FBX13 - China/East Asia to the Mediterranean (\$/FEU)

Period	Bid	Offer	Value
Feb-26	3656	3844	3750
Mar-26	3632	3818	3725
Apr-26	3218	3383	3300
Q2-26	3144	3306	3225
Q3-26	3291	3459	3375
Q4-26	3364	3536	3450
Q1-27	2974	3126	3050
Cal 27	2974	3126	3050
Cal 28	2779	2921	2850
Cal 29	2779	2921	2850
Spot	3600		
MTD	3747		
YTD	4331		



Written by Kieran Walsh

Samuel Margo

KieranW@freightinvestor.com

t: +44 (0) 204 519 2856

m: +44 (0) 7749701509

SamuelM@freightinvestor.com

m: +44 (0) 7519996844



The information provided in this communication is not intended for retail clients. It is general in nature only and does not constitute advice or an offer to sell, or the solicitation of an offer to purchase any swap or other financial instruments, nor constitute any recommendation on our part. The information has been prepared without considering your investment objectives, financial situation, or knowledge and experience. This material is not a research report and is not intended as such. FIS is not responsible for any trading decisions taken based on this communication. Trading swaps and over-the-counter derivatives, exchange-traded derivatives, and options involve substantial risk and are not suitable for all investors. You are advised to perform an independent investigation to determine whether a transaction is suitable for you. No part of this material may be copied or duplicated in any form by any means or redistributed without our prior written consent. Freight Investor Services Ltd (FIS) is authorised and regulated by the Financial Conduct Authority (FRN: 211452) and is a member of the National Futures Association ("NFA"). Freight Investor Services PTE Ltd ('FIS PTE') is a private limited company, incorporated and registered in Singapore with company number 200603922G, and has subsidiary offices in India and Shanghai. Freight Investor Solutions DMCC ('FIS DMCC') is a private limited company, incorporated and registered in Dubai with company number DMCC1225. Further information about FIS including the location of its offices can be found on our website