



London Iron Ore Market Report

London +44 (0) 20 7090 1120 - info@freightinvestor.com | Singapore +65 6535 5189 - info@freightinvestor.asia

29 April 2026

The London afternoon session opened at \$107.10. Flat price then rose to a high of \$107.15 before falling to a low and close of \$106.75. Little activity was seen in the session across outright, with prompt months trading in smalls; liquidity was instead seen in front-month spreads. Spreads remained relatively unchanged in the session. Jun/August saw a sizable clip at \$1.15 in 180kt, Jun/July also traded at \$0.55 in 100kt, whilst May/July continued to trade at \$1.20 in 63kt from the prior session.

INDEX	Price	Change	MTD
Platts IODEX	\$107.90	\$0.65	\$107.14

INDEX	Price	Change	MTD
MB IO 65%	\$124.72	\$0.69	\$124.79

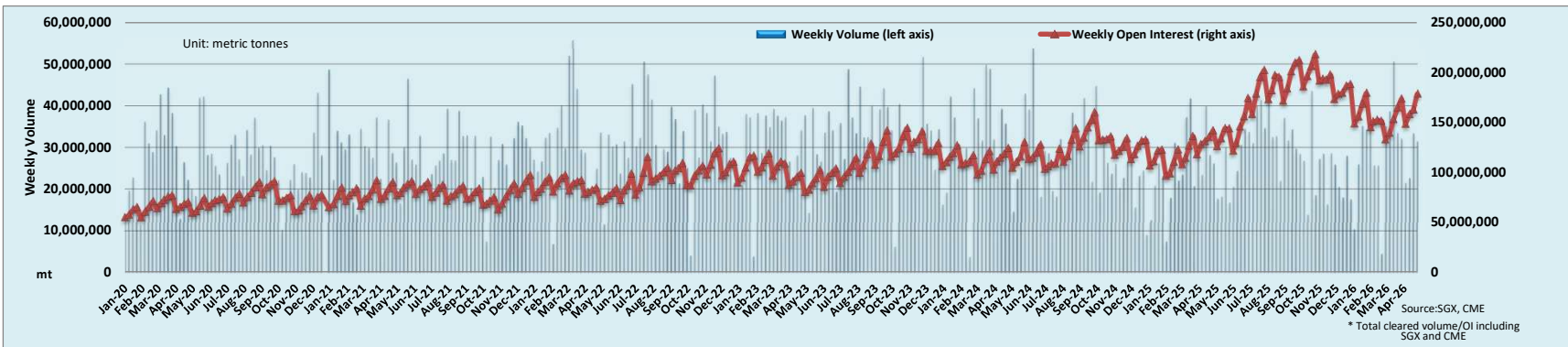
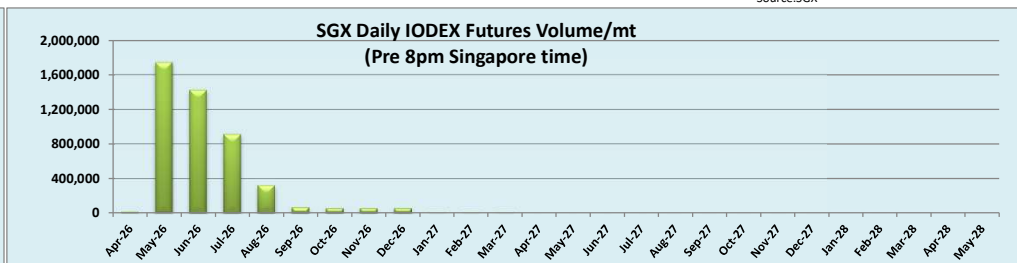
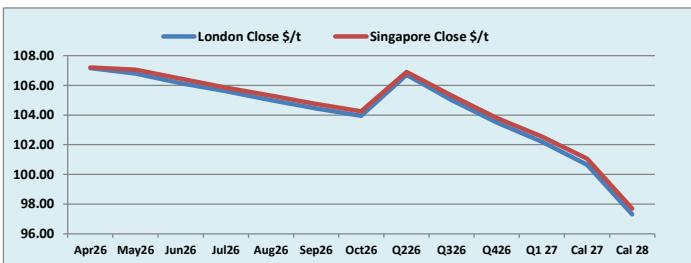
INDEX	Price	Change	MTD
Platts Lump Prem	\$0.1780	-\$0.0015	\$0.1688

IODEX Futures	Apr 26	May 26	Jun 26	Jul 26	Aug 26	Sep 26	Oct 26	Q2 '26	Q3 '26	Q4 '26	Q1 '27	Cal 27	Cal 28
London Close \$/t	107.15	106.80	106.15	105.60	105.00	104.45	103.95	106.70	105.00	103.50	102.20	100.65	97.30
Singapore Close \$/t	107.20	107.05	106.45	105.85	105.30	104.75	104.25	106.90	105.30	103.80	102.55	101.05	97.70
Change	-0.05%	-0.23%	-0.28%	-0.24%	-0.28%	-0.29%	-0.29%	-0.19%	-0.28%	-0.29%	-0.34%	-0.40%	-0.41%

IODEX Spreads	Apr/ May	May/ Jun	Jun/ Jul	Jul/ Aug	Aug/ Sep	Sep/ Oct	Q2/ Q3	Q3/ Q4	Q4/ Q1 '27	Cal 27/Cal 28
London Close \$/t	0.35	0.65	0.55	0.60	0.55	0.50	1.70	1.50	1.30	3.35
Singapore Close \$/t	0.15	0.60	0.60	0.55	0.55	0.50	1.60	1.50	1.25	3.35
Change	0.20	0.05	-0.05	0.05	0.00	0.00	0.10	0.00	0.05	0.00

T Session (IODEX)	SGX Volume /mt
Futures	4,681,400
Options	1,725,000
Total	6,406,400

Source:SGX



Source:SGX, CME
* Total cleared volume/OI including SGX and CME

Disclaimer: The information provided in this communication is not intended for retail clients. It is general in nature only and does not constitute advice or an offer to sell, or the solicitation of an offer to purchase any swap or other financial instruments, nor constitute any recommendation on our part. The information has been prepared without considering your investment objectives, financial situation, or knowledge and experience. This material is not a research report and is not intended as such. FIS is not responsible for any trading decisions taken based on this communication. Trading swaps and over-the-counter derivatives, exchange-traded derivatives, and options involve substantial risk and are not suitable for all investors. You are advised to perform an independent investigation to determine whether a transaction is suitable for you. No part of this material may be copied or duplicated in any form by any means or redistributed without our prior written consent. Freight Investor Services Ltd (FIS) is authorised and regulated by the Financial Conduct Authority (FRN: 211452) and is a member of the National Futures Association ("NFA"). Freight Investor Services PTE Ltd ('FIS PTE') is a private limited company, incorporated and registered in Singapore with company number 200603922G, and has subsidiary offices in India and Shanghai. Freight Investor Solutions FZCO ('FIS FZCO') is a private limited company, incorporated and registered in Dubai with company number DMCC1225. Further information about FIS including the location of its offices can be found on our website at freightinvestorservices.com.