



# London Iron Ore Market Report

London +44 (0) 20 7090 1120 - info@freightinvestor.com | Singapore +65 6535 5189 - info@freightinvestor.asia

30 April 2026

| INDEX        | Price    | Change | MTD      |
|--------------|----------|--------|----------|
| Platts IODEX | \$108.05 | \$0.15 | \$107.18 |

| INDEX     | Price    | Change | MTD      |
|-----------|----------|--------|----------|
| MB IO 65% | \$125.40 | \$0.68 | \$124.82 |

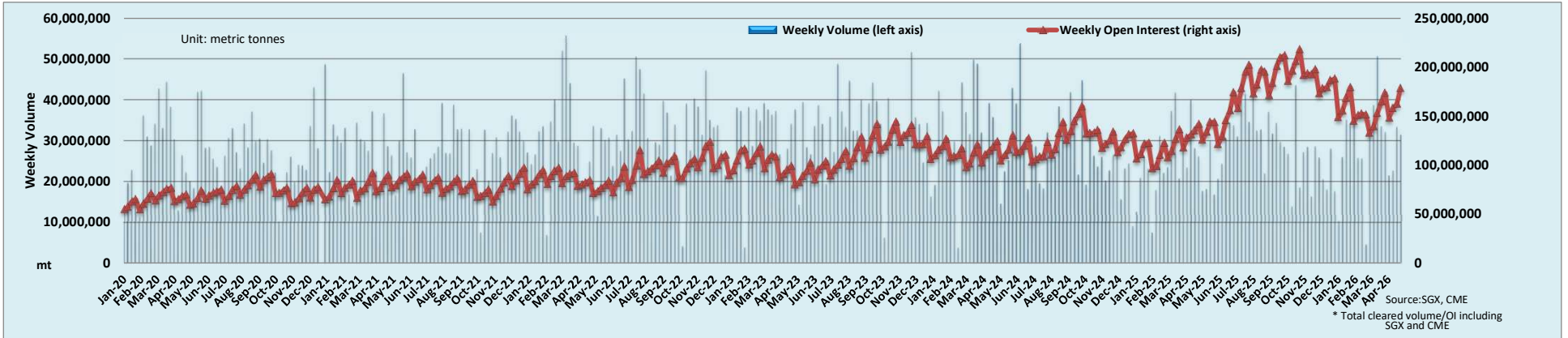
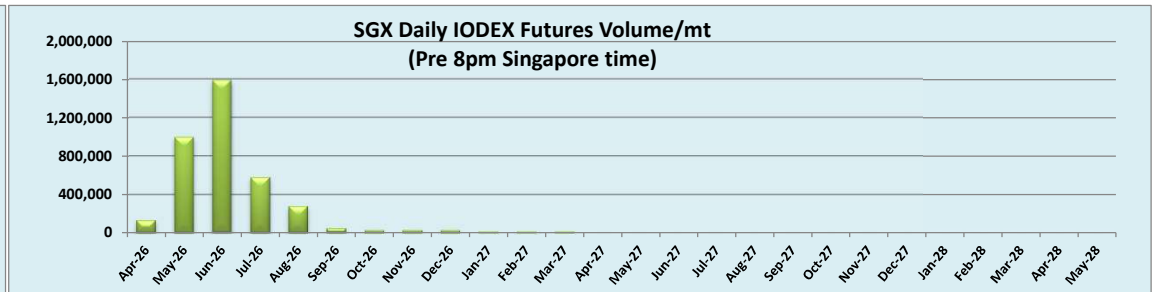
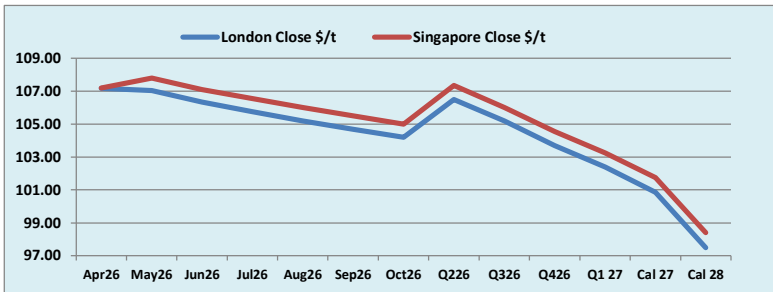
| INDEX            | Price    | Change   | MTD      |
|------------------|----------|----------|----------|
| Platts Lump Prem | \$0.1780 | \$0.0000 | \$0.1692 |

| IODEX Futures        | Apr 26 | May 26 | Jun 26 | Jul 26 | Aug 26 | Sep 26 | Oct 26 | Q2 26  | Q3 26  | Q4 26  | Q1 27  | Cal 27 | Cal 28 |
|----------------------|--------|--------|--------|--------|--------|--------|--------|--------|--------|--------|--------|--------|--------|
| London Close \$/t    | 107.18 | 107.05 | 106.35 | 105.75 | 105.20 | 104.70 | 104.20 | 106.50 | 105.20 | 103.70 | 102.40 | 100.85 | 97.50  |
| Singapore Close \$/t | 107.20 | 107.80 | 107.10 | 106.55 | 106.00 | 105.50 | 105.00 | 107.35 | 106.00 | 104.55 | 103.25 | 101.75 | 98.40  |
| Change               | -0.02% | -0.70% | -0.70% | -0.75% | -0.75% | -0.76% | -0.76% | -0.79% | -0.75% | -0.81% | -0.82% | -0.88% | -0.91% |

| IODEX Spreads        | Apr/ May | May/ Jun | Jun/ Jul | Jul/ Aug | Aug/ Sep | Sep/ Oct | Q2/ Q3 | Q3/ Q4 | Q4/ Q1 27 | Cal 27/Cal 28 |
|----------------------|----------|----------|----------|----------|----------|----------|--------|--------|-----------|---------------|
| London Close \$/t    | 0.13     | 0.70     | 0.60     | 0.55     | 0.50     | 0.50     | 1.30   | 1.50   | 1.30      | 3.35          |
| Singapore Close \$/t | -0.60    | 0.70     | 0.55     | 0.55     | 0.50     | 0.50     | 1.35   | 1.45   | 1.30      | 3.35          |
| Change               | 0.73     | 0.00     | 0.05     | 0.00     | 0.00     | 0.00     | -0.05  | 0.05   | 0.00      | 0.00          |

| T Session (IODEX) | SGX Volume /mt |
|-------------------|----------------|
| Futures           | 3,751,900      |
| Options           | 1,959,000      |
| Total             | 5,710,900      |

Source:SGX



Source:SGX, CME  
\* Total cleared volume/OI including SGX and CME

**Disclaimer:** The information provided in this communication is not intended for retail clients. It is general in nature only and does not constitute advice or an offer to sell, or the solicitation of an offer to purchase any swap or other financial instruments, nor constitute any recommendation on our part. The information has been prepared without considering your investment objectives, financial situation, or knowledge and experience. This material is not a research report and is not intended as such. FIS is not responsible for any trading decisions taken based on this communication. Trading swaps and over-the-counter derivatives, exchange-traded derivatives, and options involve substantial risk and are not suitable for all investors. You are advised to perform an independent investigation to determine whether a transaction is suitable for you. No part of this material may be copied or duplicated in any form by any means or redistributed without our prior written consent. Freight Investor Services Ltd (FIS) is authorised and regulated by the Financial Conduct Authority (FRN: 211452) and is a member of the National Futures Association ("NFA"). Freight Investor Services PTE Ltd ("FIS PTE") is a private limited company, incorporated and registered in Singapore with company number 200603922G, and has subsidiary offices in India and Shanghai. Freight Investor Solutions FZCO ("FIS FZCO") is a private limited company, incorporated and registered in Dubai with company number DMCC1225. Further information about FIS including the location of its offices can be found on our website at [freightinvestorservices.com](http://freightinvestorservices.com).