



FIS 海岬型与巴拿马型FFA报告

伦敦 +44 20 7090 1120 - info@freightinvestor.com | 新加坡 +65 6535 5189 - info@freightinvestor.asia
上海 +86 21 6335 4002 | 迪拜 +971 4 4493900

07 May 2026

海岬型期租平均 (180)

现价	43107	涨幅	593
月累计价	40399		
年累计价	25664		

巴拿马型期租平均 (5 航线)

现价	19758	涨幅	542
月累计价	18871		
年累计价	15974		

差价	23349	比例	2.18
	21528		2.14
	9690		1.61

海岬型期租平均

时期	买入价	卖出价	收盘价	涨幅
May 26	38500	38750	38625	-875
Jun 26	34500	34700	34600	-1100
Jul 26	31750	32250	32000	-500
Q3 26	31000	31400	31200	-400
Q4 26	30750	31250	31000	-275
Q1 27	21750	22250	22000	-250
Q2 27	26900	27250	27075	-125
Q3 27	27350	27850	27600	-100
Cal 27	25800	26000	25900	-225
Cal 28	22700	23000	22850	-75
Cal 29	21750	22000	21875	0

巴拿马型期租平均

时期	买入价	卖出价	收盘价	涨幅
May 26	20500	20700	20600	300
Jun 26	20900	21150	21025	200
Jul 26	20300	20500	20400	100
Q3 26	19850	20150	20000	175
Q4 26	17750	18000	17875	-25
Q1 27	14300	14450	14375	75
Q2 27	15500	15750	15625	0
Q3 27	15000	15250	15125	0
Cal 27	14950	15100	15025	125
Cal 28	13800	14100	13950	150
Cal 29	13400	13600	13500	0

差价	比例
18025	1.88
13575	1.65
11600	1.57
11200	1.56
13125	1.73
7625	1.53
11450	1.73
10875	1.72
8900	1.64
8375	1.62

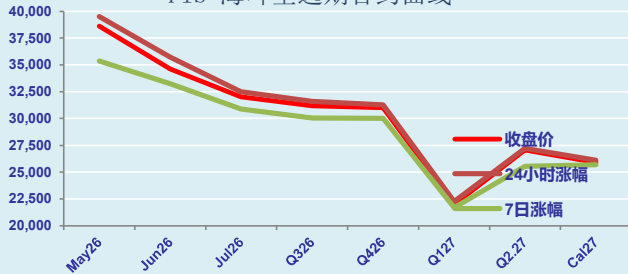
海岬型评语

海岬市场今日开盘走低，早盘6月下跌650美元至35100美元，交易量可观，随后获得买盘支撑并反弹至35500美元，买家积极交易促使价格保持稳定，C5航线整体活跃。晚盘市场交易清淡，流动性较为零散，随后C3航线价格下跌，海岬即期合约价格再度走弱。5月被抛售至38750美元，6月下跌至34750美元，7月下跌至32000美元，26年Q3下跌至31250美元。市场收于当日低点，卖家压低价格。祝您有一个愉快的夜晚。

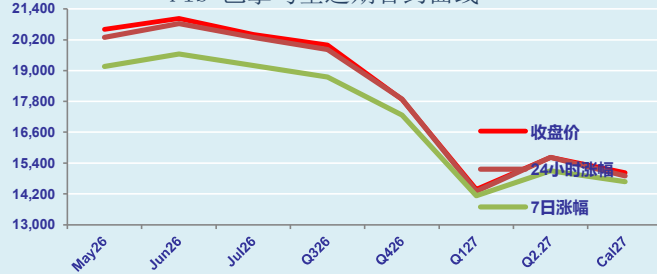
巴拿马型评语

巴拿马市场开盘强劲，5月开盘于20250美元，6月交易于20850美元，亚洲时段交易活跃。26年Q3涨至20000美元，Q4上涨至18100美元。晚盘市场出现获利回吐，卖家试图压低价格，市场随后小幅回落。

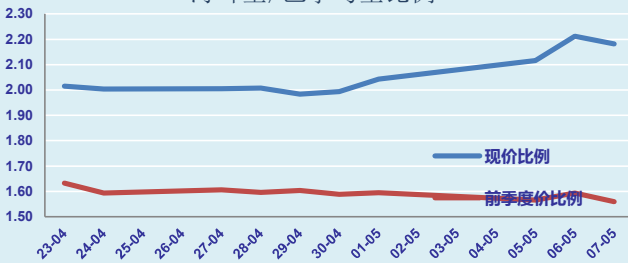
FIS 海岬型远期合约曲线



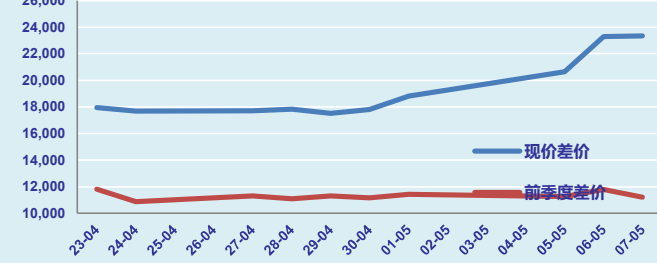
FIS 巴拿马型远期合约曲线



海岬型/巴拿马型比例



海岬型/巴拿马型差价



了解更多FIS信息及交易机会请登录 freightinvestorservices.com

Disclaimer: The information provided in this communication is not intended for retail clients. It is general in nature only and does not constitute advice or an offer to sell, or the solicitation of an offer to purchase any swap or other financial instruments, nor constitute any recommendation on our part. The information has been prepared without considering your investment objectives, financial situation, or knowledge and experience. This material is not a research report and is not intended as such. FIS is not responsible for any trading decisions taken based on this communication. Trading swaps and over-the-counter derivatives, exchange-traded derivatives, and options involve substantial risk and are not suitable for all investors. You are advised to perform an independent investigation to determine whether a transaction is suitable for you. No part of this material may be copied or duplicated in any form by any means or redistributed without our prior written consent.

FIS FIS 海岬型与巴拿马型FFA报告

伦敦 +44 20 7090 1120 - info@freightinvestor.com | 新加坡+65 6535 5189 - info@freightinvestor.asia
上海 +86 21 6335 4002 | 迪拜+971 4 4493900

第2页

07 May 2026

海岬型 C3

现价	36.81	涨幅	-0.10
月累计价	36.12		
年累计价	27.02		

海岬型 C5

现价	15.72	涨幅	0.00
月累计价	14.96		
年累计价	10.64		

差价

21.09	2.34
21.16	2.41
16.38	2.54

时期	买入价	卖出价	收盘价	涨幅	时期	买入价	卖出价	收盘价	涨幅	差价	比例
May 26	36.25	36.80	36.53	0.00	May 26	14.50	14.75	14.63	-0.53	21.90	2.50
Jun 26	34.50	35.00	34.75	0.00	Jun 26	13.60	14.00	13.80	-0.32	20.95	2.52
Jul 26	32.65	33.00	32.83	0.00	Jul 26	13.00	13.50	13.25	-0.07	19.58	2.48
Q3 26	29.50	30.50	30.00	0.00	Q3 26	12.75	13.25	13.00	0.00	17.00	2.31
Q4 26	28.00	29.50	28.75	0.00	Q4 26	12.00	12.75	12.38	0.00	16.38	2.32
Cal 27	22.75	23.40	23.08	0.00	Cal 27	9.65	10.65	10.15	0.00	12.93	2.27
Cal 28	20.75	21.25	21.00	0.00	Cal 28	9.25	10.00	9.63	0.00	11.38	2.18

海岬型 C7

现价	21.14	涨幅	0.29
月累计价	20.33		
年累计价	15.24		

时期	买入价	卖出价	收盘价	涨幅
May 26	16.50	17.50	17.00	0.00
Jun 26	16.00	16.50	16.25	0.00
Jul 26	16.00	16.50	16.25	0.00
Q3 26	15.75	16.25	16.00	0.00
Q4 26	15.30	15.80	15.55	0.00
Cal 27	12.50	13.25	12.88	0.00
Cal 28	11.50	12.25	11.88	0.00

巴拿马型 1A

现价	16182	涨幅	796
月累计价	14969		
年累计价	13702		

巴拿马型 P6

现价	20582	涨幅	209
月累计价	19977		
年累计价	16918		

巴拿马型 2A

现价	27283	涨幅	991
月累计价	25970		
年累计价	22590		

时期	买入价	卖出价	收盘价	涨幅
May 26	21250	21750	21500	0
Jun 26	19750	20250	20000	0
Jul 26	20075	20575	20325	0
Q3 26	18250	18750	18500	0
Q4 26	17935	18435	18185	0

巴拿马型 3A

现价	21314	涨幅	540
月累计价	20450		
年累计价	16419		

了解更多FIS信息及交易机会请登录 freightinvestorservices.com

Freight Investor Services Ltd (FIS) is authorised and regulated by the Financial Conduct Authority (FRN: 211452) and is a member of the National Futures Association ("NFA"). Freight Investor Services PTE Ltd ('FIS PTE') is a private limited company, incorporated and registered in Singapore with company number 200603922G, and has subsidiary offices in India and Shanghai. Freight Investor Solutions FZCO ('FIS FZCO') is a private limited company, incorporated and registered in Dubai with company number DMCC1225. Further information about FIS including the location of its offices can be found on our website at freightinvestorservices.com.