

# FIS CONTAINER FFA REPORT

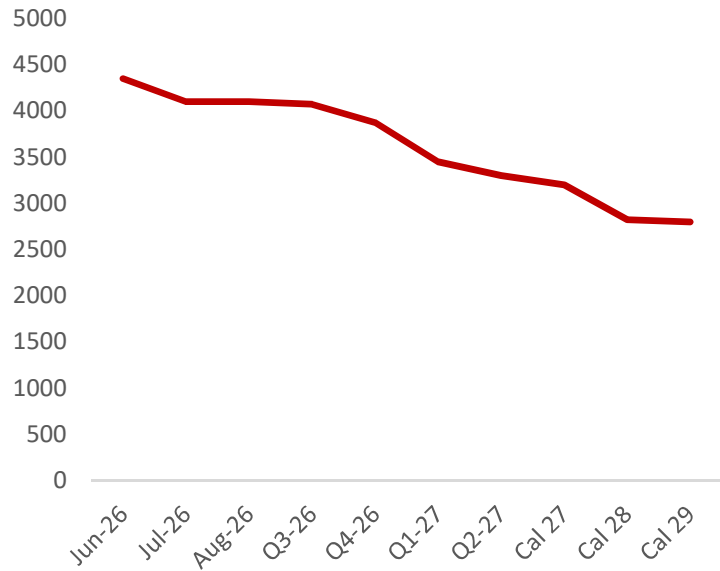
info@freightinvestor.com | freightinvestorservices.com | (+44) 2070901120

6/3/2026

- Over the last week, all headhaul routes have seen significant rises, with FBX01 gaining \$1684 to \$4857/FEU - approx a 50% rise in a week. FBX03 is up \$1133 to \$6198/FEU.
- FBX11 has jumped \$1204 to \$4180/FEU and FBX13 increases \$1144 to \$5515/FEU.
- FBX11 is at its' highest level since January2025.
- On the NYFI index, ASIA-NEUR also has risen \$235 (10.5%) to \$2482/FEU over the last week.

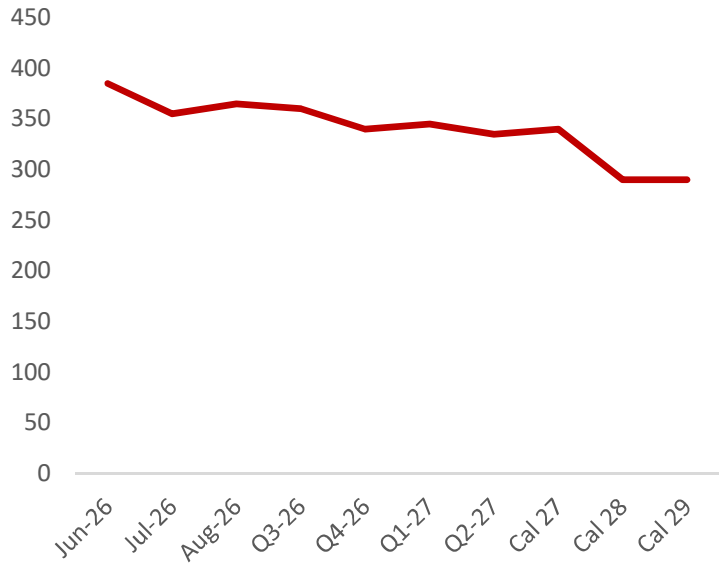
## FBX01 - China/East Asia to North America West Coast (\$/FEU)

Period	Bid	Offer	Value
Jun-26	4241	4459	4350
Jul-26	3998	4203	4100
Aug-26	3998	4203	4100
Q3-26	3973	4177	4075
Q4-26	3778	3972	3875
Q1-27	3364	3536	3450
Q2-27	3218	3383	3300
Cal 27	3120	3280	3200
Cal 28	2754	2896	2825
Cal 29	2730	2870	2800
Spot	4857		
MTD	4581		
YTD	2481		



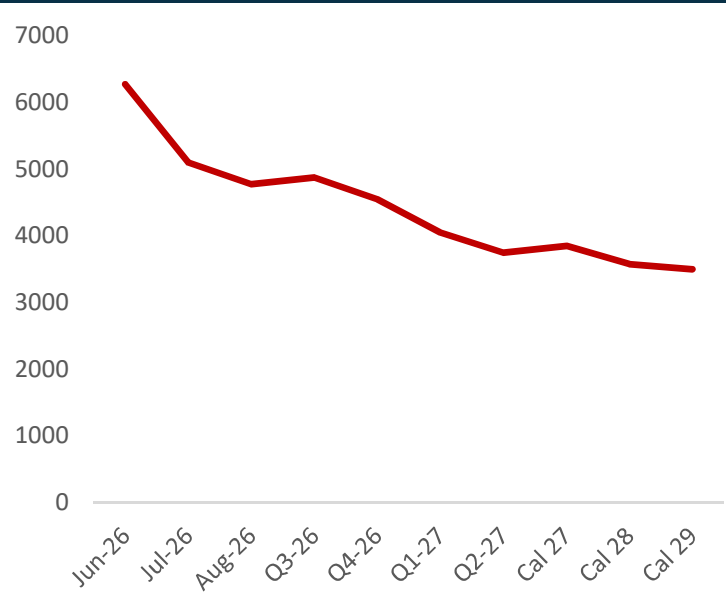
## FBX02 - North America West Coast to China/East Asia

Period	Bid	Offer	Value
Jun-26	375	395	385
Jul-26	346	364	355
Aug-26	356	374	365
Q3-26	351	369	360
Q4-26	332	349	340
Q1-27	336	354	345
Q2-27	327	343	335
Cal 27	332	349	340
Cal 28	283	297	290
Cal 29	283	297	290
Spot	456		
MTD	461		
YTD	376		



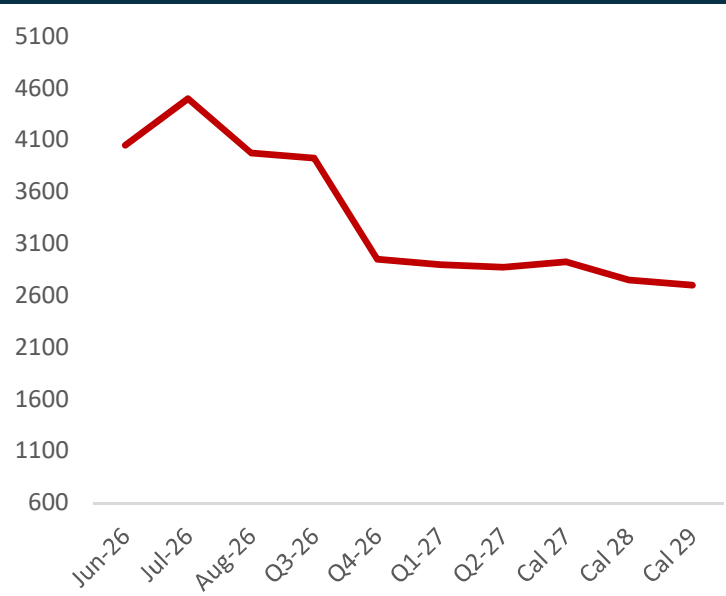
### FBX03 - China/East Asia to North America East Coast (\$/FEU)

Period	Bid	Offer	Value
Jun-26	6118	6432	6275
Jul-26	4973	5228	5100
Aug-26	4656	4894	4775
Q3-26	4753	4997	4875
Q4-26	4436	4664	4550
Q1-27	3949	4151	4050
Q2-27	3656	3844	3750
Cal 27	3754	3946	3850
Cal 28	3486	3664	3575
Cal 29	3413	3588	3500
Spot	6198		
MTD	6266		
YTD	3750		



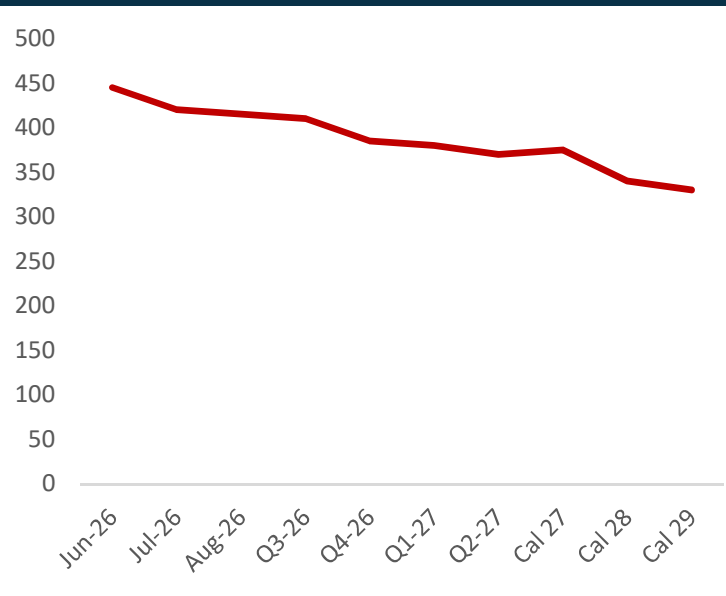
### FBX11 China/East Asia to North Europe (\$/FEU)

Period	Bid	Offer	Value
Jun-26	3949	4151	4050
Jul-26	4388	4613	4500
Aug-26	3876	4074	3975
Q3-26	3827	4023	3925
Q4-26	2876	3024	2950
Q1-27	2828	2973	2900
Q2-27	2803	2947	2875
Cal 27	2852	2998	2925
Cal 28	2681	2819	2750
Cal 29	2633	2768	2700
Spot	4180		
MTD	4064		
YTD	2783		



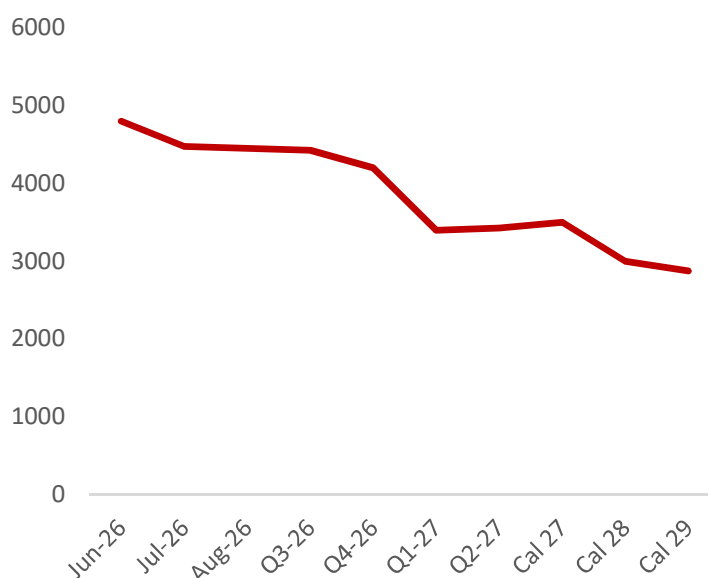
### FBX12 - North Europe to China/East Asia (\$/FEU)

Period	Bid	Offer	Value
Jun-26	434	456	445
Jul-26	410	431	420
Aug-26	405	425	415
Q3-26	400	420	410
Q4-26	375	395	385
Q1-27	371	390	380
Q2-27	361	379	370
Cal 27	366	384	375
Cal 28	332	349	340
Cal 29	322	338	330
Spot	557		
MTD	555		
YTD	469		



## FBX13 - China/East Asia to the Mediterranean (\$/FEU)

Period	Bid	Offer	Value
Jun-26	4680	4920	4800
Jul-26	4363	4587	4475
Aug-26	4339	4561	4450
Q3-26	4314	4536	4425
Q4-26	4095	4305	4200
Q1-27	3315	3485	3400
Q2-27	3339	3511	3425
Cal 27	3413	3588	3500
Cal 28	2925	3075	3000
Cal 29	2803	2947	2875
Spot	5515		
MTD	5538		
YTD	4021		



Index data sourced from: Baltic Exchange

**Written by** Samuel Margo

William Addison

SamuelM@freightinvestor.com WilliamA@freightinvestor.com

m: +44 (0) 7519996844

m: +44 (0) 7725264085



The information provided in this communication is not intended for retail clients. It is general in nature only and does not constitute advice or an offer to sell, or the solicitation of an offer to purchase any swap or other financial instruments, nor constitute any recommendation on our part. The information has been prepared without considering your investment objectives, financial situation, or knowledge and experience. This material is not a research report and is not intended as such. FIS is not responsible for any trading decisions taken based on this communication. Trading swaps and over-the-counter derivatives, exchange-traded derivatives, and options involve substantial risk and are not suitable for all investors. You are advised to perform an independent investigation to determine whether a transaction is suitable for you. No part of this material may be copied or duplicated in any form by any means or redistributed without our prior written consent. Freight Investor Services Ltd (FIS) is authorised and regulated by the Financial Conduct Authority (FRN: 211452) and is a member of the National Futures Association ("NFA"). Freight Investor Services PTE Ltd ('FIS PTE') is a private limited company, incorporated and registered in Singapore with company number 200603922G, and has subsidiary offices in India and Shanghai. Freight Investor Solutions DMCC ('FIS DMCC') is a private limited company, incorporated and registered in Dubai with company number DMCC1225. Further information about FIS including the location of its offices can be found on our website