

# FIS CONTAINER FFA REPORT

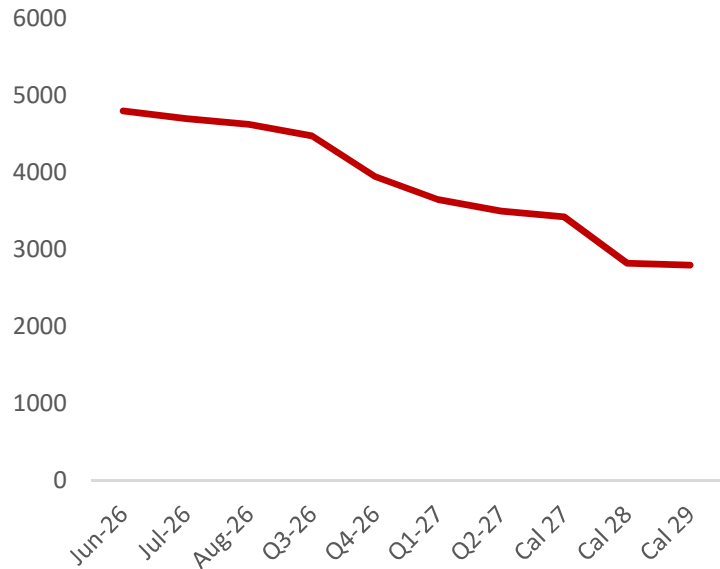
info@freightinvestor.com | freightinvestorservices.com | (+44) 2070901120

6/10/2026

- It was a far calmer week across FBX indices with FBX03 seeing the most notable move, gaining \$238 to \$6436/FEU. FBX11 is the only other route to see a positive move, up \$9 to \$4189/FEU.
- FBX13 has dropped \$100 to \$5415/FEU and FBX01 is down just \$11 to \$4846/FEU.
- On the backhaul routes, FBX02 drops \$6 to \$450 and FBX12 is unchanged at \$557.
- Looking at the NYFI index, ASIA-NEUR gains 6.1% and now sits at \$2633, with ASIA-USWC also up 5.9% at \$3103.

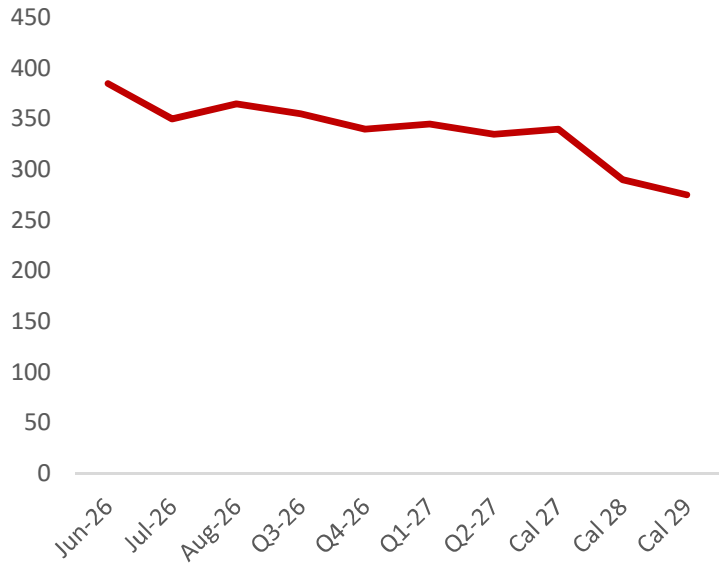
## FBX01 - China/East Asia to North America West Coast (\$/FEU)

Period	Bid	Offer	Value
Jun-26	4680	4920	4800
Jul-26	4583	4818	4700
Aug-26	4509	4741	4625
Q3-26	4363	4587	4475
Q4-26	3851	4049	3950
Q1-27	3559	3741	3650
Q2-27	3413	3588	3500
Cal 27	3339	3511	3425
Cal 28	2754	2896	2825
Cal 29	2730	2870	2800
Spot	4846		
MTD	4839		
YTD	2589		



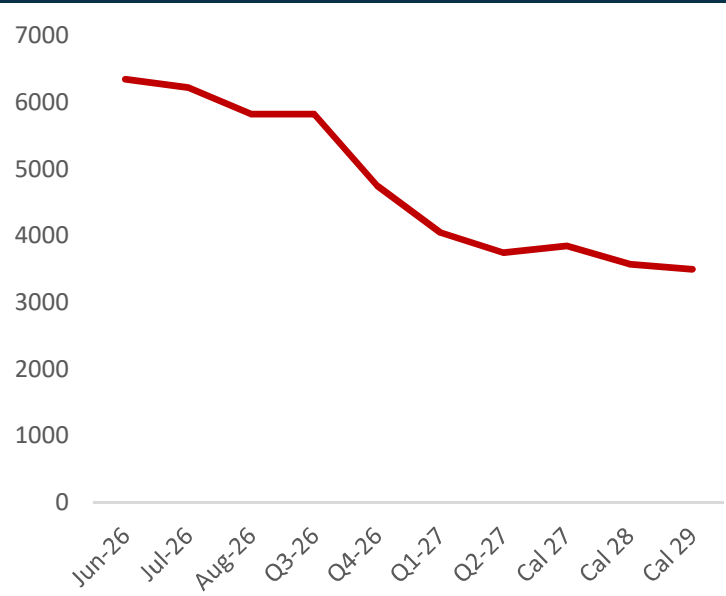
## FBX02 - North America West Coast to China/East Asia

Period	Bid	Offer	Value
Jun-26	375	395	385
Jul-26	341	359	350
Aug-26	356	374	365
Q3-26	346	364	355
Q4-26	332	349	340
Q1-27	336	354	345
Q2-27	327	343	335
Cal 27	332	349	340
Cal 28	283	297	290
Cal 29	268	282	275
Spot	450		
MTD	455		
YTD	380		



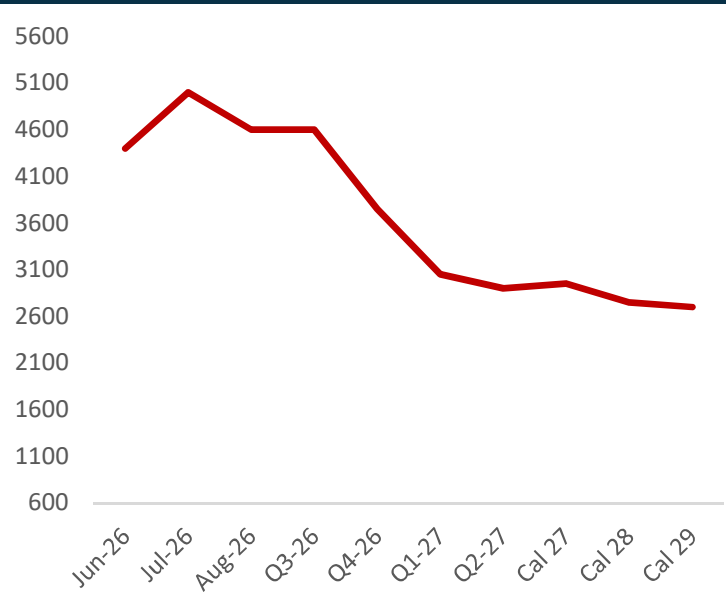
### FBX03 - China/East Asia to North America East Coast (\$/FEU)

Period	Bid	Offer	Value
Jun-26	6191	6509	6350
Jul-26	6069	6381	6225
Aug-26	5679	5971	5825
Q3-26	5679	5971	5825
Q4-26	4631	4869	4750
Q1-27	3949	4151	4050
Q2-27	3656	3844	3750
Cal 27	3754	3946	3850
Cal 28	3486	3664	3575
Cal 29	3413	3588	3500
Spot	6436		
MTD	6355		
YTD	3871		



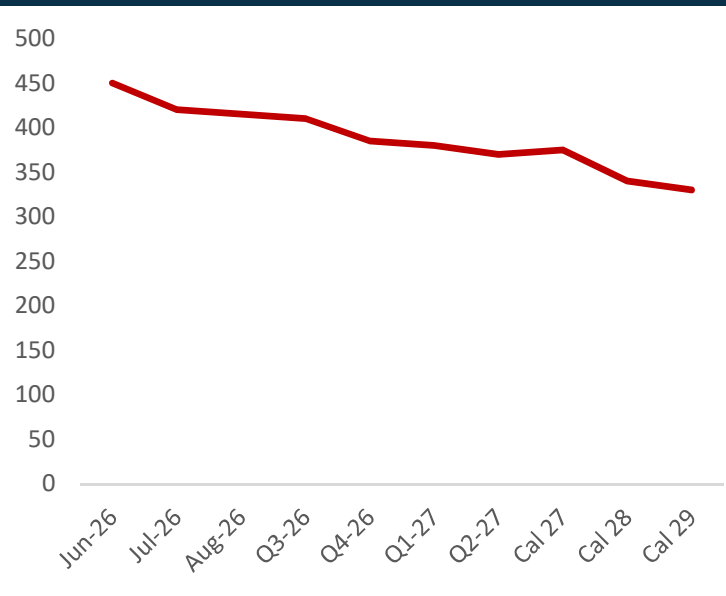
### FBX11 China/East Asia to North Europe (\$/FEU)

Period	Bid	Offer	Value
Jun-26	4290	4510	4400
Jul-26	4875	5125	5000
Aug-26	4485	4715	4600
Q3-26	4485	4715	4600
Q4-26	3656	3844	3750
Q1-27	2974	3126	3050
Q2-27	2828	2973	2900
Cal 27	2876	3024	2950
Cal 28	2681	2819	2750
Cal 29	2633	2768	2700
Spot	4189		
MTD	4108		
YTD	2845		



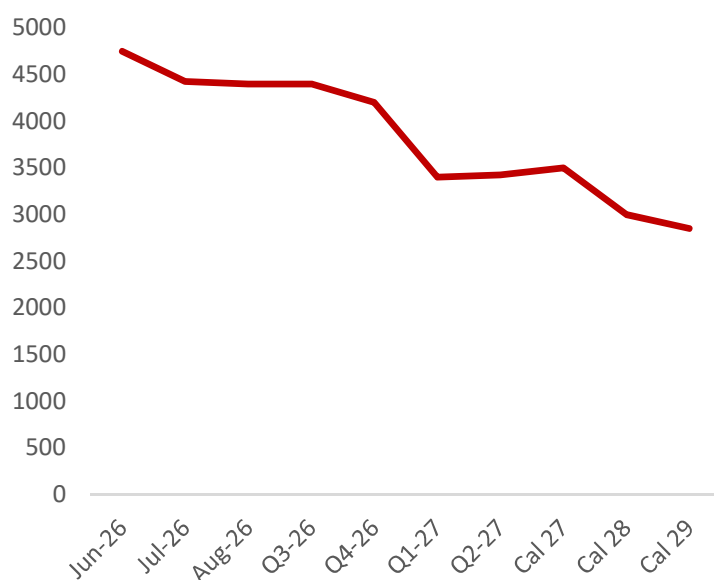
### FBX12 - North Europe to China/East Asia (\$/FEU)

Period	Bid	Offer	Value
Jun-26	439	461	450
Jul-26	410	431	420
Aug-26	405	425	415
Q3-26	400	420	410
Q4-26	375	395	385
Q1-27	371	390	380
Q2-27	361	379	370
Cal 27	366	384	375
Cal 28	332	349	340
Cal 29	322	338	330
Spot	557		
MTD	555		
YTD	473		



## FBX13 - China/East Asia to the Mediterranean (\$/FEU)

Period	Bid	Offer	Value
Jun-26	4631	4869	4750
Jul-26	4314	4536	4425
Aug-26	4290	4510	4400
Q3-26	4290	4510	4400
Q4-26	4095	4305	4200
Q1-27	3315	3485	3400
Q2-27	3339	3511	3425
Cal 27	3413	3588	3500
Cal 28	2925	3075	3000
Cal 29	2779	2921	2850
Spot	5415		
MTD	5472		
YTD	4087		



Index data sourced from: Baltic Exchange

**Written by** Samuel Margo

William Addison

SamuelM@freightinvestor.com WilliamA@freightinvestor.com

m: +44 (0) 7519996844

m: +44 (0) 7725264085



The information provided in this communication is not intended for retail clients. It is general in nature only and does not constitute advice or an offer to sell, or the solicitation of an offer to purchase any swap or other financial instruments, nor constitute any recommendation on our part. The information has been prepared without considering your investment objectives, financial situation, or knowledge and experience. This material is not a research report and is not intended as such. FIS is not responsible for any trading decisions taken based on this communication. Trading swaps and over-the-counter derivatives, exchange-traded derivatives, and options involve substantial risk and are not suitable for all investors. You are advised to perform an independent investigation to determine whether a transaction is suitable for you. No part of this material may be copied or duplicated in any form by any means or redistributed without our prior written consent. Freight Investor Services Ltd (FIS) is authorised and regulated by the Financial Conduct Authority (FRN: 211452) and is a member of the National Futures Association ("NFA"). Freight Investor Services PTE Ltd ('FIS PTE') is a private limited company, incorporated and registered in Singapore with company number 200603922G, and has subsidiary offices in India and Shanghai. Freight Investor Solutions DMCC ('FIS DMCC') is a private limited company, incorporated and registered in Dubai with company number DMCC1225. Further information about FIS including the location of its offices can be found on our website