

FIS CONTAINER FFA REPORT

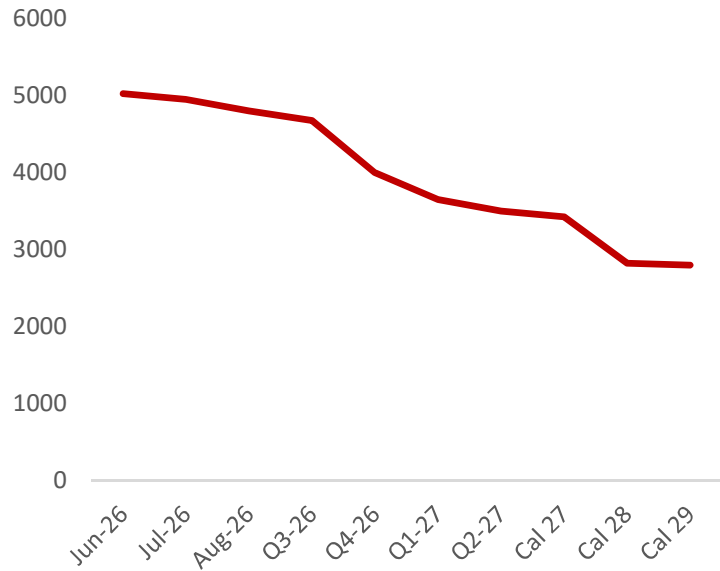
info@freightinvestor.com | freightinvestorservices.com | (+44) 2070901120

6/17/2026

- Over the last week, all fronthaul FBX routes have seen an increase in spot price. Most notably, FBX01 has risen \$1060 to \$5906/FEU. FBX13 also sees a significant gain of \$968 to \$6383/FEU.
- FBX11 is up \$404 to \$4593/FEU - its' highest rate since Jan2025. FBX03 now sits at \$6664/FEU after rising \$228.
- FIS brokered the first ever NYFI Asia-USWC trade this week, with 20 lots of July26 trading at \$3100.

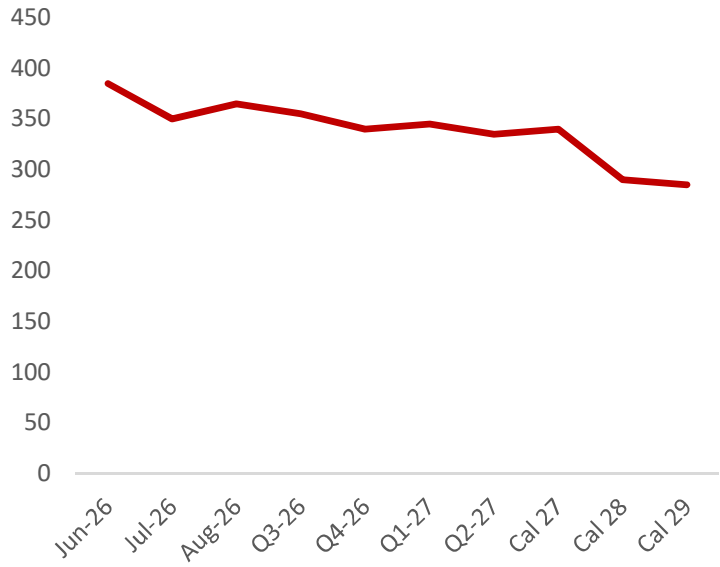
FBX01 - China/East Asia to North America West Coast (\$/FEU)

Period	Bid	Offer	Value
Jun-26	4899	5151	5025
Jul-26	4826	5074	4950
Aug-26	4680	4920	4800
Q3-26	4558	4792	4675
Q4-26	3900	4100	4000
Q1-27	3559	3741	3650
Q2-27	3413	3588	3500
Cal 27	3339	3511	3425
Cal 28	2754	2896	2825
Cal 29	2730	2870	2800
Spot	5906		
MTD	4925		
YTD	2697		



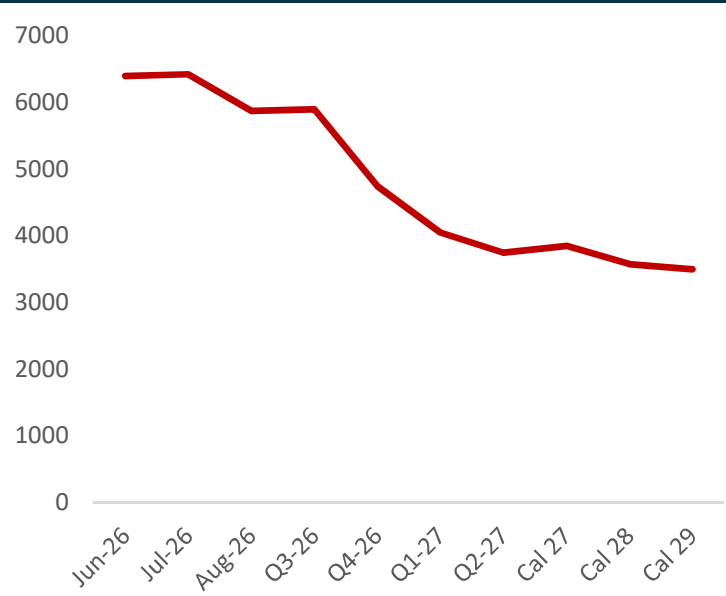
FBX02 - North America West Coast to China/East Asia

Period	Bid	Offer	Value
Jun-26	375	395	385
Jul-26	341	359	350
Aug-26	356	374	365
Q3-26	346	364	355
Q4-26	332	349	340
Q1-27	336	354	345
Q2-27	327	343	335
Cal 27	332	349	340
Cal 28	283	297	290
Cal 29	278	292	285
Spot	449		
MTD	452		
YTD	383		



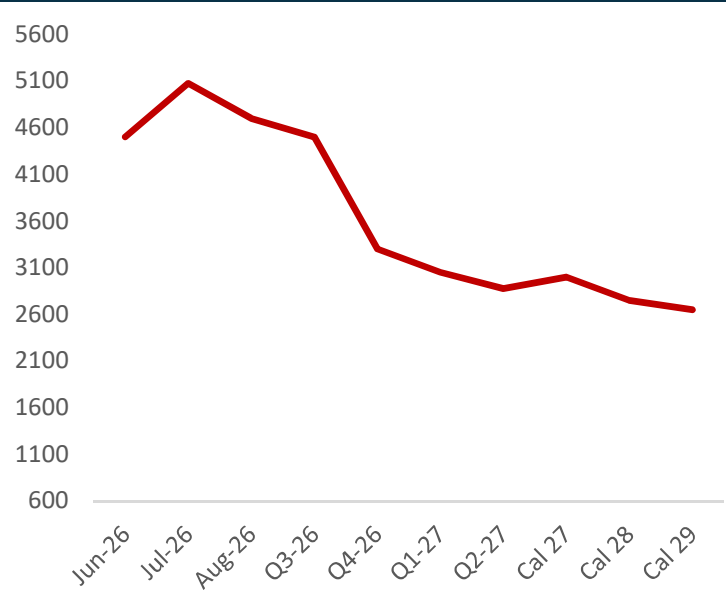
FBX03 - China/East Asia to North America East Coast (\$/FEU)

Period	Bid	Offer	Value
Jun-26	6240	6560	6400
Jul-26	6264	6586	6425
Aug-26	5728	6022	5875
Q3-26	5753	6048	5900
Q4-26	4626	4864	4745
Q1-27	3949	4151	4050
Q2-27	3656	3844	3750
Cal 27	3754	3946	3850
Cal 28	3486	3664	3575
Cal 29	3413	3588	3500
Spot	6664		
MTD	6483		
YTD	3994		



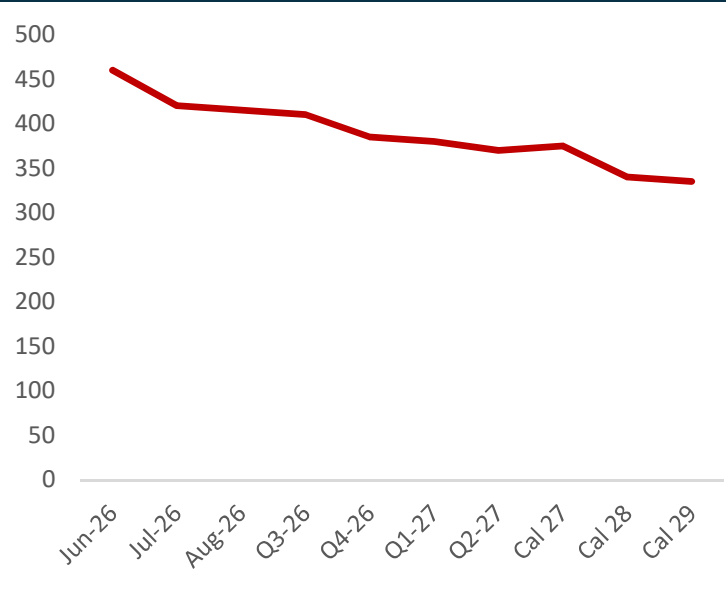
FBX11 China/East Asia to North Europe (\$/FEU)

Period	Bid	Offer	Value
Jun-26	4388	4613	4500
Jul-26	4948	5202	5075
Aug-26	4583	4818	4700
Q3-26	4388	4613	4500
Q4-26	3218	3383	3300
Q1-27	2974	3126	3050
Q2-27	2803	2947	2875
Cal 27	2925	3075	3000
Cal 28	2681	2819	2750
Cal 29	2584	2716	2650
Spot	4593		
MTD	4209		
YTD	2911		



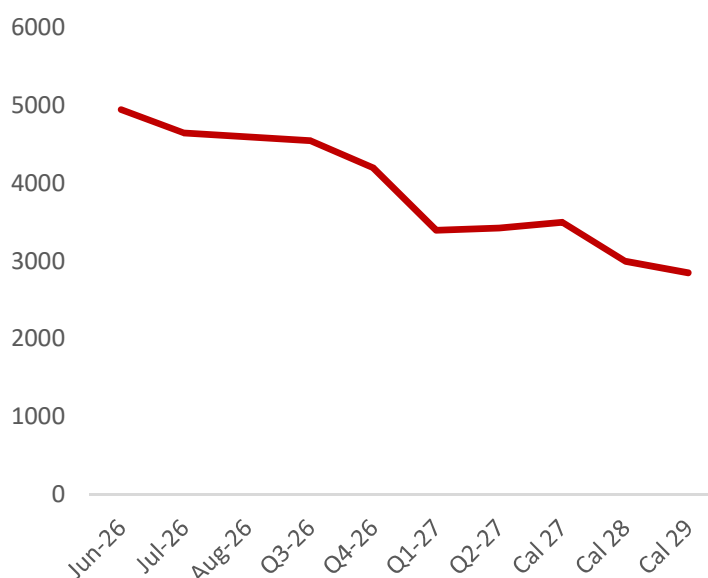
FBX12 - North Europe to China/East Asia (\$/FEU)

Period	Bid	Offer	Value
Jun-26	449	472	460
Jul-26	410	431	420
Aug-26	405	425	415
Q3-26	400	420	410
Q4-26	375	395	385
Q1-27	371	390	380
Q2-27	361	379	370
Cal 27	366	384	375
Cal 28	332	349	340
Cal 29	327	343	335
Spot	574		
MTD	560		
YTD	477		



FBX13 - China/East Asia to the Mediterranean (\$/FEU)

Period	Bid	Offer	Value
Jun-26	4826	5074	4950
Jul-26	4534	4766	4650
Aug-26	4485	4715	4600
Q3-26	4436	4664	4550
Q4-26	4095	4305	4200
Q1-27	3315	3485	3400
Q2-27	3339	3511	3425
Cal 27	3413	3588	3500
Cal 28	2925	3075	3000
Cal 29	2779	2921	2850
Spot	6383		
MTD	5578		
YTD	4158		



Index data sourced from: Baltic Exchange

Written by Samuel Margo

William Addison

SamuelM@freightinvestor.com WilliamA@freightinvestor.com

m: +44 (0) 7519996844

m: +44 (0) 7725264085



The information provided in this communication is not intended for retail clients. It is general in nature only and does not constitute advice or an offer to sell, or the solicitation of an offer to purchase any swap or other financial instruments, nor constitute any recommendation on our part. The information has been prepared without considering your investment objectives, financial situation, or knowledge and experience. This material is not a research report and is not intended as such. FIS is not responsible for any trading decisions taken based on this communication. Trading swaps and over-the-counter derivatives, exchange-traded derivatives, and options involve substantial risk and are not suitable for all investors. You are advised to perform an independent investigation to determine whether a transaction is suitable for you. No part of this material may be copied or duplicated in any form by any means or redistributed without our prior written consent. Freight Investor Services Ltd (FIS) is authorised and regulated by the Financial Conduct Authority (FRN: 211452) and is a member of the National Futures Association ("NFA"). Freight Investor Services PTE Ltd ('FIS PTE') is a private limited company, incorporated and registered in Singapore with company number 200603922G, and has subsidiary offices in India and Shanghai. Freight Investor Solutions DMCC ('FIS DMCC') is a private limited company, incorporated and registered in Dubai with company number DMCC1225. Further information about FIS including the location of its offices can be found on our website