

FIS CONTAINER FFA REPORT

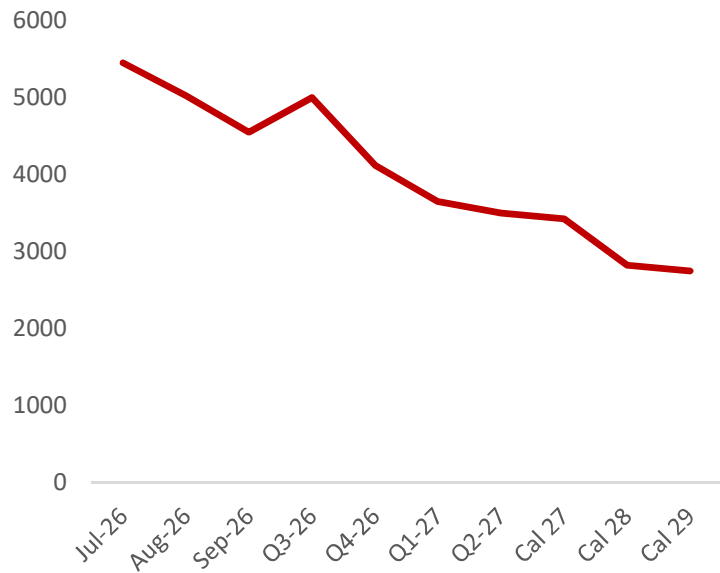
info@freightinvestor.com | freightinvestorservices.com | (+44) 2070901120

7/8/2026

- Over the last week, FBX01 gained \$677 to \$7666/FEU. FBX11 also gained \$130 to \$5851, with FBX03 up \$35 to \$9150. FBX03 is at its highest rate since September 2024.
- FBX13 is the only fronthaul route to decline, dropping \$283 to \$7257. FBX12 also fell \$24 to \$555.
- Looking at the NYFI indices, ASIA-NEUR gained \$355 (8.6%) and is now at \$4464. ASIA-USWC dropped a moderate \$18 to \$5230.

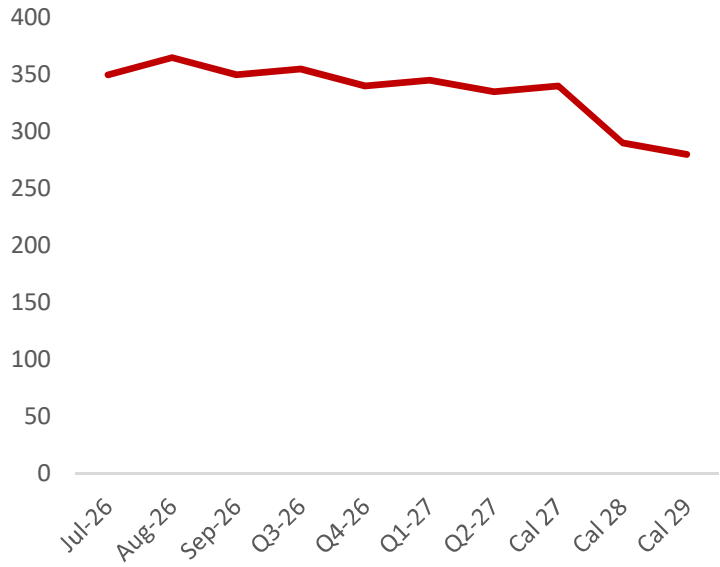
FBX01 - China/East Asia to North America West Coast (\$/FEU)

Period	Bid	Offer	Value
Jul-26	5314	5586	5450
Aug-26	4899	5151	5025
Sep-26	4436	4664	4550
Q3-26	4875	5125	5000
Q4-26	4022	4228	4125
Q1-27	3559	3741	3650
Q2-27	3413	3588	3500
Cal 27	3339	3511	3425
Cal 28	2754	2896	2825
Cal 29	2681	2819	2750
Spot	7666		
MTD	7187		
YTD	3135		



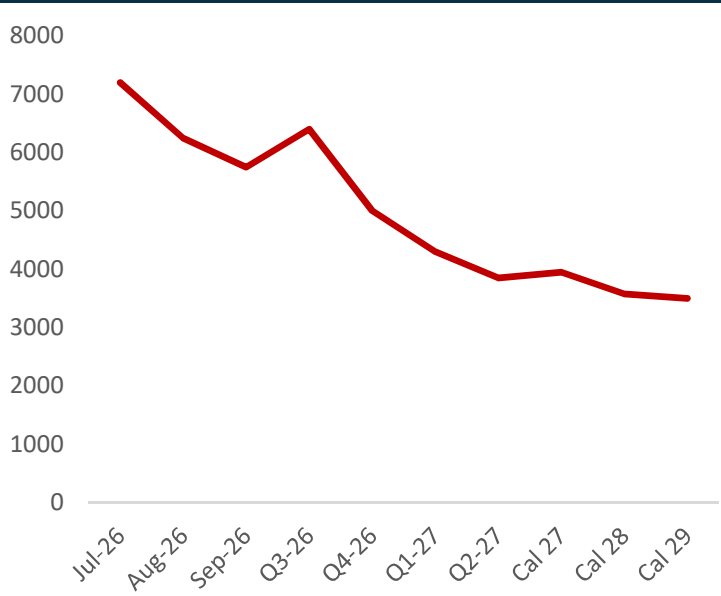
FBX02 - North America West Coast to China/East Asia

Period	Bid	Offer	Value
Jul-26	341	359	350
Aug-26	356	374	365
Sep-26	341	359	350
Q3-26	346	364	355
Q4-26	332	349	340
Q1-27	336	354	345
Q2-27	327	343	335
Cal 27	332	349	340
Cal 28	283	297	290
Cal 29	273	287	280
Spot	423		
MTD	402		
YTD	389		



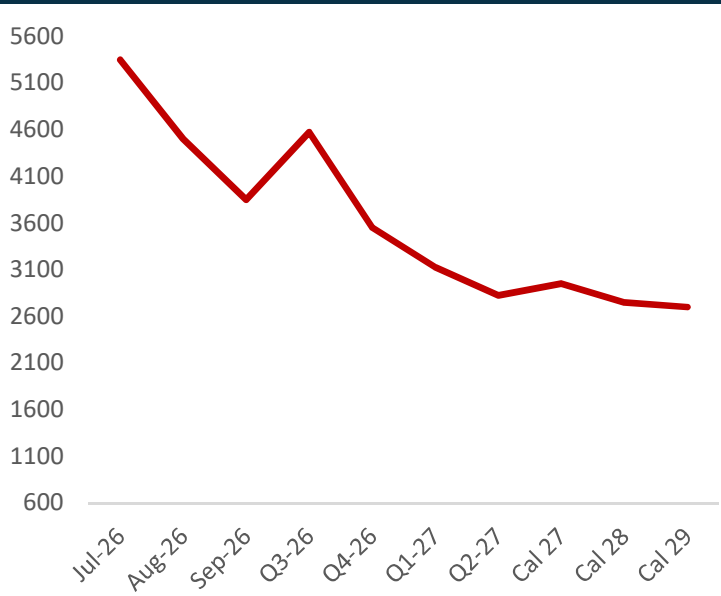
FBX03 - China/East Asia to North America East Coast (\$/FEU)

Period	Bid	Offer	Value
Jul-26	7020	7380	7200
Aug-26	6094	6406	6250
Sep-26	5606	5894	5750
Q3-26	6240	6560	6400
Q4-26	4875	5125	5000
Q1-27	4193	4408	4300
Q2-27	3754	3946	3850
Cal 27	3851	4049	3950
Cal 28	3486	3664	3575
Cal 29	3413	3588	3500
Spot	9150		
MTD	9136		
YTD	4500		



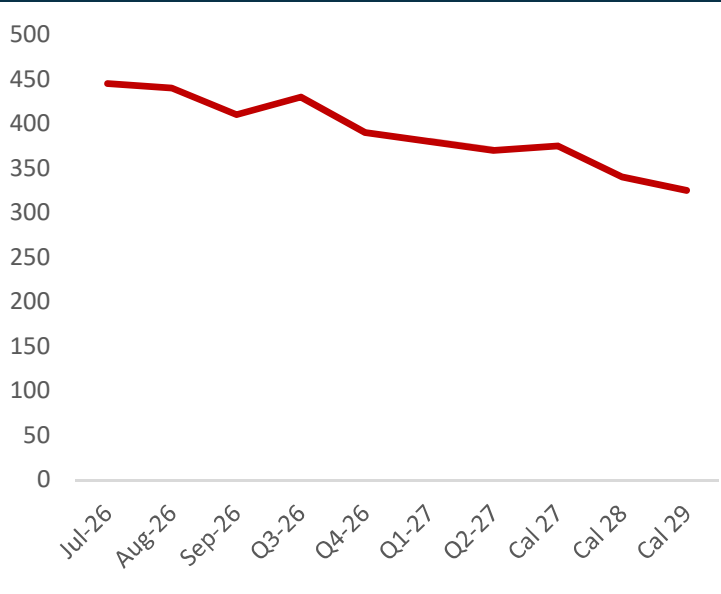
FBX11 China/East Asia to North Europe (\$/FEU)

Period	Bid	Offer	Value
Jul-26	5216	5484	5350
Aug-26	4388	4613	4500
Sep-26	3754	3946	3850
Q3-26	4461	4689	4575
Q4-26	3461	3639	3550
Q1-27	3047	3203	3125
Q2-27	2754	2896	2825
Cal 27	2876	3024	2950
Cal 28	2681	2819	2750
Cal 29	2633	2768	2700
Spot	5851		
MTD	5800		
YTD	3173		



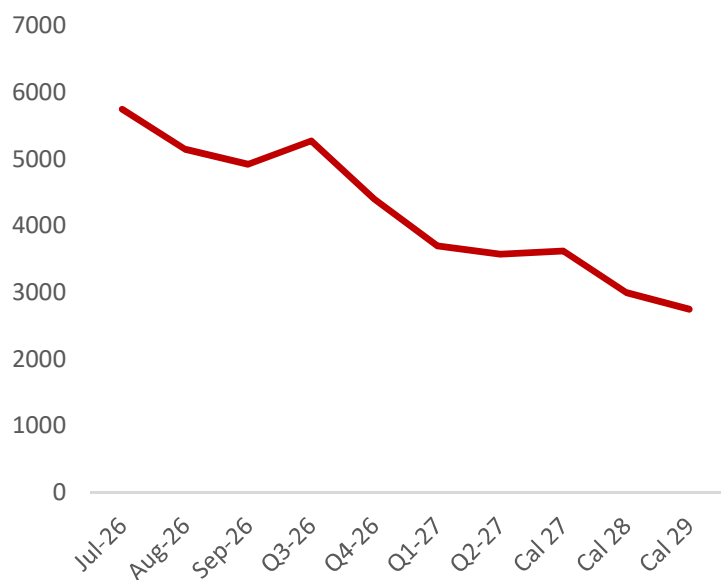
FBX12 - North Europe to China/East Asia (\$/FEU)

Period	Bid	Offer	Value
Jul-26	434	456	445
Aug-26	429	451	440
Sep-26	400	420	410
Q3-26	419	441	430
Q4-26	380	400	390
Q1-27	371	390	380
Q2-27	361	379	370
Cal 27	366	384	375
Cal 28	332	349	340
Cal 29	317	333	325
Spot	555		
MTD	573		
YTD	489		



FBX13 - China/East Asia to the Mediterranean (\$/FEU)

Period	Bid	Offer	Value
Jul-26	5606	5894	5750
Aug-26	5021	5279	5150
Sep-26	4802	5048	4925
Q3-26	5143	5407	5275
Q4-26	4290	4510	4400
Q1-27	3608	3793	3700
Q2-27	3486	3664	3575
Cal 27	3534	3716	3625
Cal 28	2925	3075	3000
Cal 29	2681	2819	2750
Spot	7257		
MTD	7393		
YTD	4461		



Index data sourced from: Baltic Exchange

Written by Samuel Margo

William Addison

SamuelM@freightinvestor.com WilliamA@freightinvestor.com

m: +44 (0) 7519996844

m: +44 (0) 7725264085



The information provided in this communication is not intended for retail clients. It is general in nature only and does not constitute advice or an offer to sell, or the solicitation of an offer to purchase any swap or other financial instruments, nor constitute any recommendation on our part. The information has been prepared without considering your investment objectives, financial situation, or knowledge and experience. This material is not a research report and is not intended as such. FIS is not responsible for any trading decisions taken based on this communication. Trading swaps and over-the-counter derivatives, exchange-traded derivatives, and options involve substantial risk and are not suitable for all investors. You are advised to perform an independent investigation to determine whether a transaction is suitable for you. No part of this material may be copied or duplicated in any form by any means or redistributed without our prior written consent. Freight Investor Services Ltd (FIS) is authorised and regulated by the Financial Conduct Authority (FRN: 211452) and is a member of the National Futures Association ("NFA"). Freight Investor Services PTE Ltd ('FIS PTE') is a private limited company, incorporated and registered in Singapore with company number 200603922G, and has subsidiary offices in India and Shanghai. Freight Investor Solutions DMCC ('FIS DMCC') is a private limited company, incorporated and registered in Dubai with company number DMCC1225. Further information about FIS including the location of its offices can be found on our website